Volume : 3 | Issue : 4 | April 2014 • ISSN No 2277 - 8179

A Cross-Sectional Study on Prevalence of Refractive Errors among Primary School Children in Udupi Taluk, Karnataka

Public Health

KEYWORDS : Refractive Errors , Primary Children, Udupi , Karnataka.

Sriram Chandramohan	Scientist, Department of Environmental Health Engineering, Sri Ramachandra University, Chennai, India.
Jain Raj. R	PG Students of Public Health, Department of Environmental Health Engineering, Sri Ramachandra University, Chennai, India.
Samantha Sivaswamy.S	PG Students of Public Health, Department of Environmental Health Engineering, Sri Ramachandra University, Chennai, India.
Jyothi Lakshmi.S	PG Students of Public Health, Department of Environmental Health Engineering, Sri Ramachandra University, Chennai, India.
Nivedita .J	PG Students of Public Health, Department of Environmental Health Engineering, Sri Ramachandra University, Chennai, India.

ABSTRACT

Background: Refractive Error is an avoidable cause of visual impairment. Diagnosis and Treatment of refractive errors is the simplest and most effective forms of eye care. Aims & Objective: To study the prevalence of refractive errors, among school children. Materials & Methods: This was a Cross-sectional study conducted in a government primary school in Udupi Taluk, Karnataka. The distant vision of a child was tested utilizing Snellen's chart. The visual acuity was tested with the chart at 6 meters. If uncorrected vision was <6/12 in either eye, the child was declared to have defective vision. Results: Among 109 students screened 10 (9%) had refractive error in both eyes and 16 (14.6%) had only in left eye and 18 (16.5%) only in right eye. Conclusion: The study clearly indicates the prevalence of refractive errors among school going children in rural Thiruvallur District, Tamilnadu. The awareness among school teachers should also be improved and they should play an active role in identifying the refractive errors and referring them for timely management. Periodic screening of school children is very essential to improve the quality of eye-sight.

Introduction:

An estimated 180 million people world- wide are visibly disabled, of whom nearly 45 million are blind, four out of five of them live in developing countries. One third of the world's blind (about 15 million) are in SEAR (South east Asian region) and 50 % of world's blind children live in this region. Blindness is one of the most significant social problems in India with uncorrected refractive errors as the second major cause accounting for 19.7% of blindness and low vision [1].School health is an important aspect of any community health program. The school age is a formative period, physically as well as mentally, transforming the child into a promising adult. Health habits formed at this age will be carried to adult age, old age and even to the next generation. Poor vision in childhood affects performance in school and has negative influence on the future life of the child. Integration of vision screening and refractive services for school student with screening for health issues is recommended by World Health Organization [2, 3].. Refractive error is an optic defect, intrinsic to the eye which prevents light from being brought to a single point focus on the retina, thus reducing normal vision. Diagnosis and treatment of refractive errors is relatively simple and is one of the easiest way to reduce impaired vision. Yet, in India refractive error is the second major cause for patients to consult ophthalmologists.

Refractive errors constitute a sizeable proportion of any large eye OPD in our country. The overall incidence has been reported to vary between 21% and 25% of the patients attending eye OPD in India [4]. Childhood blindness is one of the priorities in Vision 2020: the right to sight [5]. It is estimated that there are 1.4 million blind children in the world, two thirds of whom live in the developing countries, and of all the blind children it is estimated that 2,70,000 live in India [6]. Blindness is one of the significant social problem in India. About 80% of it is avoidable blindness, but a large number of those affected remain blind due to lack of access to eye care. Uncorrected refractive errors are responsible for about 19.7% of blindness [7]. About 13% of Indian population is in the age group of 7-15yrs. And about 20% of children develop refractive error by the age of 16 years [8].

Aims & Objective: To study the prevalence of refractive errors, among primary school children.

Materials and Methods:

This was a Cross-sectional study conducted in a government primary school in Udupi Taluk, Karnataka. Prinicipal of the concerned school was approached for permission to screen the children for refractive errors. Verbal consent was obtained from the respective principal, class teachers and parents. The distant vision of a child was tested utilizing Snellen's chart. The visual acuity was tested with the chart at 6 meters. If uncorrected vision was <6/12 in either eye, the child was declared to have defective vision.

Inclusion Criteria: 2nd standard to 5th standard (age 7-10) and those who are present on the day of examination were included.

Exclusion Criteria: below 2nd standard and mentally retarded children.

The data was entered in the Microsoft Excel and descriptive analysis was done using the Microsoft Excel.

Results:

The study population comprised of 109 students, out of which 59(54.1%) are Males and 50 (45.9%) are females.

Figure: 1: Distribution of Sex

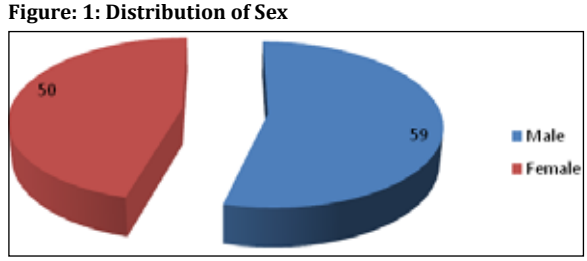

The age distribution of the school children are as follow (Table: 1 & Figure 2). Around 27% of the children are in the age group

of 8 & 9 years followed by 7 & 8 years (21%).

Table: 1 Age Distribution of school children

S. no	Age	Frequency
1	7	23 (21%)
2	8	23 (21%)
3	9	29 (27%)
4	10	29 (27%)
5	11	5 (4%)

Figure: 2

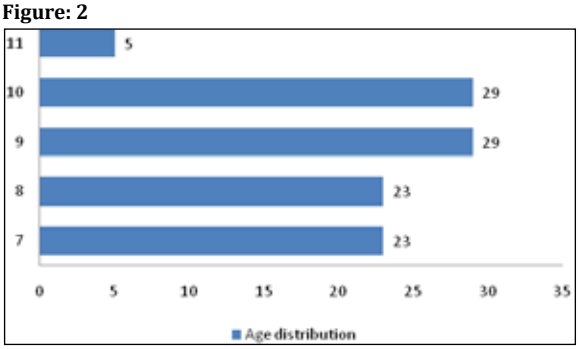

Among 109 students screened 10 (9%) had refractive error in both eyes and 6 (5.5%) had only in left eye and 8 (7.3%) only in right eye (Figure: 3).

Among 59 males 12 (20%) had right eye refractive error and 08 (13.5%) had left eye error (Figure: 4). Among 161 females 06 (12%) had right eye error and 08 (16%) had left eye error (Figure: 5).

Figure: 3

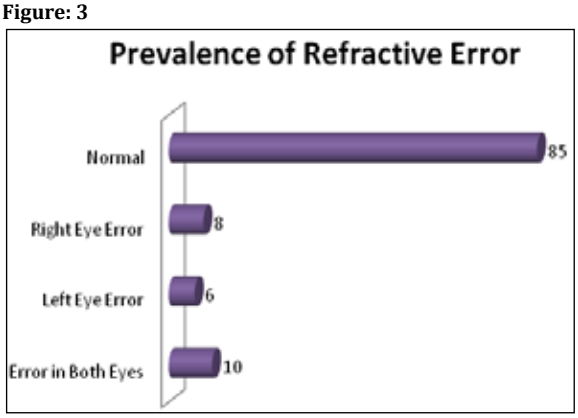

Table: 2: Association of having a refractive error in both eyes

Eye	Yes	No	Total
Left	06	103	109
Right	08	101	109
Both Eyes	10	99	109

Table 2 shows the association of having a refractive error in both eyes (P=<0.001) which is highly significant and it shows that a person who has a refractive error in either of the eyes (either right or left) will have it in both eyes.

Figure 4: Prevalence of Refractive Errors among Girls

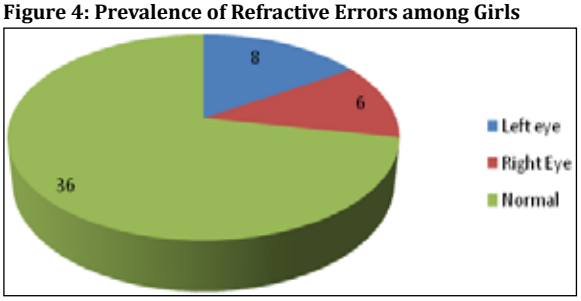

Figure 5: Prevalence of Refractive Errors among Boys

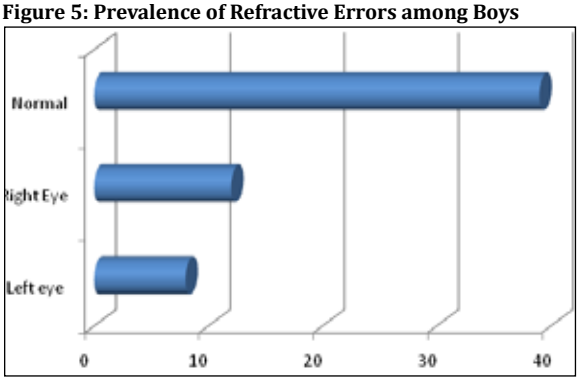

Discussion:

In India, as in other developing countries, the school health services provided are hardly more than a token service because of shortage of resources and insufficient facilities [1]. The refractive services provided as a part of school health programme in the schools included in this study was poor in both urban and rural areas.

The prevalence of refractive error in this study population was 9% which is slightly higher than the prevalence observed by GVS Murthy et al in New Delhi (6.4 %.)[9] and Kumar et al in Lucknow (7.4%) [10]. But less compared to the prevalence observed by Seema S et al in Haryana (13.65).[11] Similar studies from different parts of the world showed a prevalence of (8.2%) in Baltimore (USA)[12], (12.8%) in Shunyi district in China[13], (2.9%) in Nepal[14], (15.8%) in Chile [15]. These variations in the prevalence data from studies in different parts of the world are due to different operational definitions considered by investigators and also due to differences in demographic factors.

The current study shows the association of having a refractive error in both eyes (P=<0.001) which is highly significant and it shows that a person who has a refractive error in either of the eyes (either right or left) will have it in both eyes.

In the current study the refractive error was more among male children (33.5%) than the female children (28%) which are contradictory to the following studies Seema Sharma et al found that prevalence of refractive error was 23.7% in girls and only 12.2% in boys.[10] Similar results were found by Tay MT et al in their study on young Singaporeans. They related this high prevalence to the higher rate of growth in girls and also because girls attain puberty earlier than boys. [16]

Limitations of our study is only school going children were included in the study. Significant proportion of children in rural India and other developing countries do not go to schools; hence a more complete assessment of visual impairment in children would be possible with population based studies not restricted only to school going children. Population based studies covering the non-school going children are recommended.

Conclusion:

The study clearly indicates the prevalence of refractive errors among school going children in rural Thiruvallur District, Tamilnadu. In India Vitamin A deficiency and refractive errors are the most common ocular disorders identified which are the pre-

ventable and treatable causes of childhood blindness and visual impairment identified by the World Health Organization under Vision 2020 programme. Both these conditions can be easily identified by regular eye screening programmes and promptly treated so that the future citizens of our country are protected from becoming blind. The awareness among school teachers should also be improved and they should play an active role in identifying the refractive errors and referring them for timely management. Periodic screening of school children is very essential to improve the quality of eye-sight.

REFERENCE

1. Park K (2007) AIDS. In Park K, editor. Textbook of Preventive and Social Medicine, 21st Edition. Jabalpur: Banarasidas Bhanot. 285-297. | 2. Elimination of avoidable visual disability due to refractive error. Report of an informal planning meeting WHO/PBL/00.77.Geneva, WHO 2000, 6-10. | 3. Health dialogue: A forum for the exchange of news and views on primary health care in India. Inveno 2006, 44, 1. | 4. Limburg H: Cost effective screening of school for refractive errors, W.H. Forum 1995, 16, 173-8. | 5. World Health Organization. Global initiative for the elimination of avoidable blindness. Programme for the Prevention of Blindness and Deafness. Geneva: WHO, 1997. | 6. World Health Organization. Preventing blindness in children: report of WHO/IAPB scientific meeting. Programme for the Prevention of Blindness and Deafness, and International Agency for Prevention of Blindness. Geneva: WHO, 2000. | 7. Govt. of lndia (2004), Annual Report 2003-2004, Ministry of Health and Family Welfare, New Delhi, 2005. | 8. Sethi S, Kartha GP. Prevalence of refractive errors among school children (12-17years) of Ahmedabad city. Ind Journal of Com Med. 2000; 25: 181-83. | 9. Murthy GV, Gupta SK, Ellwein LB, Muñoz SR, Pokharel GP, Sanga L, et al. Refractive error in children in an urban population in New Delhi. Invest Ophthalmol Vis Sci. 2002;43:623–631 | 10. Kumar JV, Singh PC, Ahuja J, Mohan U. Ocular morbidity among school children in Sarojini Nagar Lucknow. Indian J Community Med. 1992;17:109-113. | 11. Sharma S, Vashisht BM, Kalhan M, Goel M. Magnitude of Refractive Errors among school children in a rural block of Haryana. The Internet Journal of Epidemiology. 2009;6(2). DOI: 10.5580/1e5f | 12. Proslan M, Novak C. The Baltimore vision screening project. Trop Med Int Health. 1996:314-319. | 13. Zhao J, Pan X, Sui R et al. Refractive error study in Children: results from Shunyi District, China. American J Ophthalmol. 2000;129:427-35. | 14. Pokharel GP, Negrel AD, Munoz SR et al.Refractive error studies in Children: Results from mechi Zone, Nepal. American J Ophthalmol. 2000; 129:436-44. | 15. Maul E, Barroso S, Munoz SR, Sperduto RD, Ellwein LB. Refractive error study in children: results from La Florida. Chile Am J Ophthalmol. 2000;129:445–454. | 16. Tay MT, Au Eong KG, Ng CY, Lim MK. Myopic & educational attainment in 421116 young Singaporean males. Ann Acad Med, Singapore. 1992;21:785-91. |