Volume : 5 | Issue : 10 | October 2016 • ISSN No 2277 - 8179 | IF : 3.508 | IC Value : 69.48

Original Research Paper

A Survey Study of Healthcare Facilities in Simhastha- 2016

Management

KEYWORDS : SIMHASTHA-2016, HEALTH FACILITIES,

Dr. Ajai Kumar Jain — Senior assistant professor, IMS DAVV Indore

Sunaina Lashkari — PhD scholar, IMS DAVV Indore

ABSTRACT

Simhastha-2016 was a unique mega-event as it recurred after 144 years and involved the expected mass movement of 50 million people. The healthcare facilities are vital issue in management of such types of mega-events. Very few research studies are available on this aspect of mega events. This primary survey study aims at exploring perceptions of pilgrims in this fare regarding the healthcare facilities. The primary data was collected from 200 respondents in this fare from four corners of the city. The study concludes that majority of respondents were satisfied with the free and adequate healthcare facilities administered by the local and government departments. The recommendations include better planning for diagnostic tests and improvement in cleanliness and sanitary facilities.

INTRODUCTION

Simhastha (Kumbh) is a Hindu religious mela held every 12 years in Ujjain city of Madhya Pradesh. The name derives from the fact that it is held when the Jupiter is in Leo (Simha in Hindu astrology). Kumbh Mela is a mass Hindu fare in which Hindu gather to bathe in a sacred river. The festival is one of the largest peaceful gatherings in the world, and considered as the «world›s largest congregation of religious pilgrims" (Wikipedia-2016). The government defined the challenge as primarily how to create temporary city in which millions of people could live for a brief period and meet their need of proper sanitation, healthcare, food and shelters (Mclean, 2009). Delivering health care facility to 50 million people is an enormous task hence hospitals must be adequate in number & with additional temporary healthcare facilities. This primary data based study is an effort to explore perceptual adequacy and preparedness of city for addressing the healthcare needs of the incumbent visitors and tirthyatris in this mega event. This primary study is based on data collected through the questionnaire from 200 respondents (patient) from different parts of the four corners of Ujjain city during Simhastha-2016.

LITERATURE REVIEW

Mass epidemic catastrophe can occur in mega events like Hajj and Kumbh and prevention of spread of such bacteria viruses as EBOLA is challenging & alarming (Mohammad Yamin -2014). The researcher presented the framework for health management at Hajj. Application of innovative techniques are vital for Event Management through Geo Spatial Database for effective and efficient management of Mega Events like Simhastha (Kumbh) which requires unswerving efforts, sound management planning, managerial strategies coupled with timely implementations by the Central Government, State Governments, Local Administrations, concerning agencies and other stake holders (Dharmendra Mehta-2014). Yadav & Mehta, 2014 Suggested three Event Management Multidimensional Models - E to G Model, 10 Es "M-Y" MPE Model, "MMF for MPE" Integrated Model with Special Reference to Simhastha (Maha kumbha) Ujjain. Michael Vortmann (2013) emphasized in his research paper about managing water flows for the millions of people who come to bathe in Kumbh also the need of hygiene and cleanness in the mela shetra. Prabakaran V, Dr.Arthanariee A.M, Sivakumar M (2011) suggested a simple and user friendly prototype for counting the number of people entering a particular area. The system had been developed by keeping in mind that successful counting of people entering an area as part of the development of full pledged Crowd Monitoring System. Mehta Dharmendra & Nageshwar Rao (2005) Studied Wide range of Service Sector Dimensions and variety of products offered for sale from MNCs to SSIs in Ujjain Kumbh 2004. J S Mishra(2004) stressed in his book on challenge of managing huge mela as primarily a municipal one that how to create a temporary city in which millions of people could live for a brief period without stampedes, outbreak of epidemics, crimes, and violence. The table 1.0 below shows the healthcare facilities planning for Simhashtha-2016.

TABLE 1.0 showing facts and figure of health facilities in different Kumbh mela

S no.	Health facilities provided by govt	Haridwar 2011	Allahabad 2013	Nasik 2015	Ujjain 2016
Type of Kumbh		Ardh Kumbh	Purna Kumbh	Ardh Kumbh	Purna Kumbh
Gathering days		55days	55 days	Two months	30days
1	sectors	5 sectors	12 sectors	5 sectors	6 zones 22 sectors
2	Hospitals	2	1=100 bed	1=200bed	9(in which 1=450 bed)
3	Primary health centers with bed	23(7* 20 bed ,4*10 beds, 16 medical health centers)	10*20 beds 22 first aid centers 2*20 bed infectious disease hospital	13(3*20 bed, 5*10 bed , 5 first aid hospitals)	16* 6 bed, 4*20 bed, 5 mobile health care unit 1 * 28 bed ICU unit
5	Ambulance	5	8	5	25
6	Hospitals operated (hours)	24/7	24/7	24/7	24/7
Estimation of pilgrims attending Kumbh		3-5CRORE	100 MILLION	5-6 CRORE	50 MILLION
Source -		TRIBUNE NEWS SERVICE	VORTMANN, 2013	PTI (2015)	CHMO OFFICE UJJAIN

RESEARCH METHODOLOGY

Health facilities are crucial aspect of any fare like Simhastha/ Kumbh because of fear of epidemics when large number of people assembles at any place. The researcher could get no research paper which focuses on healthcare facilities of such a large event of India. Here the normal conditions are defined as the Simhastha mela's days when the condition are normal and emergency conditions defined as the natural calamities occurs during Simhastha 2016 on the

Volume : 5 | Issue : 10 | October 2016 • ISSN No 2277 - 8179 | IF : 3.508 | IC Value : 69.48

date of 5th and 9th of May (as heavy rainfall cause a severe disturbance in mela). This primary exploratory research collected data through observation and questionnaires etc. The Sample Size was 200 respondents (Pilgrims/ visitors) from four corners of Ujjain City during April-may, 2016. Percentage, Ratio was the data analysis tools used for data analysis. The charts and graphs were drawn with the help of MS-Office tools. The composition of people is so varied that representative sample is very difficult to take. Different People respond differently to the same facility. The data collection is quite complex and May not be exactly same every time.

OBSERVATION/ FINDINGS

1.0- AGE WISE DISTRIBUTION OF SAMPLE POPULATION

Table 2.0 Showing Number of repondents ,their age group and gender

Age group	Sample collected
Below 18	25
19-40	94
41-80	81

TOTAL IN NUMBERS	200	PERCENTAGE
TOTAL OF MALE	117	58.5
TOTAL OF FEMALE	83	41.5

Chart 1-0 and 2-0 Shows collection taken from different age group and gender



Observation - The sample has respondents ranging from below 18 years to 80 years divided into 03 categories. The respondents in age group 19 to 40 years are more than the other two groups below 18 years and 41 to 80 years. The males are more in percentage than females.

Interpretation-The middle aged people move more in number than younger and elderly age group. Male: female ratio is more than one and males move more than females in India.

2.0 TIMELY AVAILABILITY OF HEALTHCARE FACILITIES RATED BY RESPONDENTS

The perceptual ratings of respondents is given below-

Table 3.0- Showing timely availability of healthcare facility to patients

	Timely availability in normal condition	Timely availability at emergency condition	Availability of ambulance/first aid/doctors and compounder in both the conditions.
Totally agree	80	80	79
Agree	85	76	80
Don't know	10	25	11
Disagree	20	14	18
Totally disagree	5	5	12
Sum total	200	200	200

Chart 2.0-Shows timely availability of healthcare facility to patients

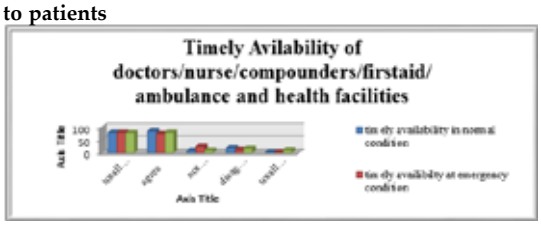

Observation-The respondents are strongly agreed (79 + 80/ 200) with the timely availability of health care facilities provided by the Ujjain health care units in Simhastha.

Interpretation – Well-timed and planned management of sufficient number of doctors and staff are there to serve in Ujjain shinhansta 2016.

3.0- RATING OF HYGIENE AND CLEANLINESS OF HOSPITALS BY RESPONDENTS

Chart 3.0- Shows rating of hygiene and cleanness of hospitals by respondents

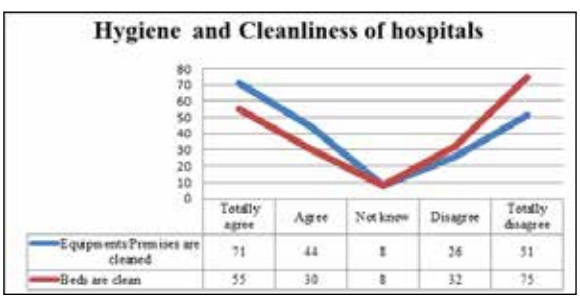

Observation – Twenty five percent of respondents are less agree with the hygiene and cleanness of different health care units and Thirty seven percent were disappointed with the cleanliness of bed and bed sheets.

Interpretation- There is a dire need of cleanliness in the healthcare units as the mass epidemic catastrophe can occur in mega events like Kumbh (Yamin Mohammad, 2014). Therefore the necessity of hygiene and cleanliness is more than before.

4.0 RATING OF THE PATHOLOGICAL TEST FACILITY BY THE RESPONDENTS



Chart 4.0- Shows rating of pathological test facility (given or not given)

Observation – Majority of responses say (40%+11%) that they did not get any kind of pathological test facility in the health care sectors of Ujjain shinhansta (2016) which shows lack of attention towards the health checkup of pilgrims which may cause serious health problems to pilgrims.

Interpretation- The pathological tests facility was not properly planned and managed.

5.0 RATING OF DOCTORS/STAFF'S BEHAVIOR, WELL TRAINED AS WELL AS ATTENTIVE TOWARDS LISTENING PROBLEM BY RESPONDENTS

TABLE 4.0- Shows rating of doctors/staff's behavior towards listening problem by respondents

	Totally agree	agree	Not know	disagree	Totally disagree
Doctors/staff are behaving good	88	86		20	6
Doctors /staff are well trained	67	39	84	7	3
Doctors/staff listening problem carefully	75	75	31	16	3

Chart 5.0- Shows doctors/staff's behavior towards listening problem by respondents



Observation –Table and chart shows that the majorly of people are satisfied with behavior of staff /doctors (88 + 86) as well as they are listening carefully to the patients and their problems.

Interpretation- Doctors and staff are attentive towards listening problems and behave well with the pilgrims and tirthyatris which shows doctors and staff's the positive attitude towards shinhansta duty.

6.0 – ANY KIND OF FEES/CHARGES TAKEN FOR CURING PATIENTS DURING SIMHANSTHA (As govt. says the medical facilities are provided free of cost)

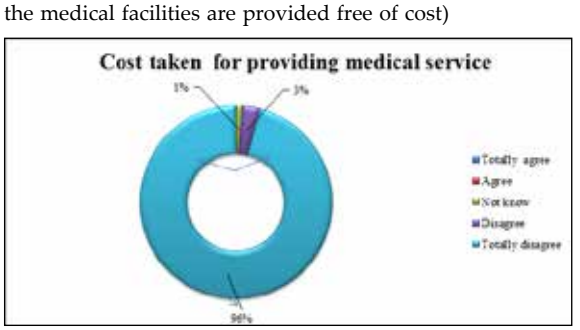

Chart 6.0 Shows charges taken by anybody for providing healthcare facility in the medical units

Observation-People are totally disagreeing (approx 98% /200 respondents) with the fact that any kind of payments regarding the medical services are taken by anybody in the medical unit.

Interpretation- Medical facilities were provided free of cost by the organizers.

CONCLUSION

This study concludes that overall there was good healthcare facility available during a month of Simhastha-2016. Aged people used healthcare services more in comparison to other age groups. Majority of respondents were satisfied with the timely availability of doctors, staff and nurses and they appreciated the nice behavior of doctors. There was an adequate no of staff in different dispensaries in different sectors and zones who worked in teams in a systematic manner round the clock in different shifts which contributed to the successful management of healthcare services in this mega event. The lack of pathological test facility and same repetitive treatment to all was criticized by few people. Some areas lacked adequate cleaning and sanitary facilities.

RECOMMENDATIONS

The practice of one bottle and two injections given to each person should be replaced by better techniques and methods. (As patient provide information that the nurses are firstly gave them a bottle of glucose and two injections without asking anything about their disease). The beds should be clean and the bed sheet must be changed twice a day. Equipment and premises also should be clean twice a day. There should be suitable pathological facility provided for patients.

IMPLICATIONS OF THE STUDY

The fares like Simhastha have global relevance due to mass movements of national and international human populations. The movement of populations is associated with outbreaks of epidemics and possible large number of casualties. The study of management of healthcare facilities in such fares teaches us a lot to prevent such casualties and fill the gaps of poor management and improve the management to suit the changing needs of moving masses.

Age group	below 18	19-40	41-80
No of sample collected	25	94	81

REFERENCES

1. Xuan Zang (Hiuen Tsiang), Buddhist Records of the Western World, Vol. I. Translated by Samuel Beal. London: Kegan Paul, Trench, Trübner, 1906, 206-240.
2. The Indian Journal of Commerce (2011), Quarterly Published by Indian Commerce Association, 62nd Annual Conference Volume, Vol. 63 No.2, SOMS, IGNOU, New Delhi.
3. Mehta Dharmendra & Nageshwar Rao, "Simhastha 2004: Ek Samagra Prabandhkiya Dristhikon (Seva Kshetro and Utpado ke Vishesh Sandarbh me)", P248-255 CH-38, "Ujjayani Ki Sanskrutik Parampara", Ahirwar Ram Kumar First Edition 2005 ISBN:81-7702-109-5, Pratibha Prakashan Delhi.
4. Yamin Mohammad (2014) "Health Management in Crowded Events: Hajj and Kumbh" BIJIT - BVICAM's International Journal of Information Technology January - June, 2015; Vol. 7 No. 1; ISSN 0973 – 5658
5. Rawat sandeep (jan.2011) ...23 medical centres set up Tribune News Service Haridwar http://www.tribuneindia.com/news/uttarakhand/-23-medical-centres-set-up/182325.html
6. Michael Vortmann (FEBRUARY 21, 2013) The Sangam of Three Waters: Clean, Grey, and River COMMENTON THE SANGAM OF THREE WATERS: CLEAN, GREY, AND RIVER https://fxbkumbh.wordpress.com/
7. Baranwal Annu and Etal(may2015) Managing the Earth's Biggest Mass Gathering Event and WASH Conditions: Maha Kumbh Mela(India) http://currents.plos.org/disasters/article/managingtheearthsbiggestmassgatheringeventandwashconditionsmahakumbhmelaindia/
8. Free press journal (02 Jan 2016)Elaborate medical facilities to provide at Simhastha http://www.freepressjournal.in/elaborate-medical-facilities-to-be-provided-at-simhastha/748320
9. Lok swastha aevam parivar kalayan bhibhag (06-02-2016)"booklet for mela office " for Simhastha -2016 ,by CHMO Office Ujjain
10. Mishra J S(2004)" Mahakumbh: The Greatest Show on Earth" New Delhi: Har-Anand Publications, 2004, pp 120