Volume : 3 | Issue : 4 | April 2014 • ISSN No 2277 - 8160

Research Paper Engineering

Recycling of Marine Sludge Wastes in Floor Tiles Recipes From Tamilnadu

Dr.K.Ponnarasi Vel Tech (Owned by R.S) Engineering College, Avadi, Tamilnadu, India.

K.Cholapandian Prathyusha Institute Of Technology and Management, Thiruvallur, Tamilnadu, India.

Dr.G.Viruthagiri Annamalai University, Chidambaram, Tamilnadu, Chennai.

ABSTRACT

The purpose of this work is to assess the possibility of the recycling of some solid wastes of ceramic industry in the preparation of ceramic tiles at the same factory. Cyclone dust, sludge and filter dust were added to the base body in proportions ranging from 3.5 to 10% weight content. The mixed powders were pressed at 250bar, and then fired in an industrial kiln at 11000C for 30 minutes cycle. The results showed that addition of cyclone dust improved the physico-mechanical properties. The phase analysis via XRD and SEM demonstrated that the very rapid industrial cycle is insufficient for the complete melting of soda feldspar and the formation of any mullite crystals.

KEYWORDS : Cyclone dust, Sludge, Ceramic, Mechanical properties, Ceramic

1. Introduction

Waste recovery is a very important topic from the public health, the environmental and industrial perspectives. The use of wastes as useful raw materials is strongly recommended since it reduces the negative environmental impact associated with landfill, minimizing manufacturing cost, and preserves non-renewable natural resources. Many attempts were made to incorporate solid wastes into raw materials mixtures in order to produce different ceramic products. Sludge, rice husk ash and silica fume were used in the preparation of white ware bodies [1, 2]. They lead to a marginal improvement in the body strength. Granite waste which are produced by the granite processing industry were successfully used in the production of ceramic tiles of water absorption lower than 3% and fired at 1100^0C. The addition of this waste up to 35% resulted in an increase of the modulus of rupture; however a slight increase in water absorption was observed [3]. Wastes from marble working were considered to be potentially beneficial by recycling them in the manufacture of certain ceramic products, in which calcite and dolomite are used as raw materials [4]. Several wastes such as phosphogypsum, fly ash and iron rich waste have been identified for possible mixing with clay in novel ceramic bodies intended for a waste filter application. A body of 80% fly ash, 5% phosphogypsum and 10% iron rich waste and 5% bentonite has shown a favorable water absorption and shrinkage for employment as a filter [5]. Sewage sludge and steel work slag when used to formulate ceramics have improved the mechanical strength of the sintered specimens, but it can be used only where the color of the finished product is not important [7].

This article aims at making use of solid wastes produced from ceramic factory conditions, i.e. without changing the process parameters. This will get two targets at once; reduce the pollutants produced from ceramic industry and economical production of ceramic tiles.

2. Experimental

2.1. Preparation of raw materials

A representation sample of 15kg of each raw material was provided in the form of lumps. The size of these lumps was reduced through crushing by a jaw crusher, the wet ground in a ball mill. Materials were the thoroughly mixed and quartered. The fine powders were mixed with solid wastes according to the designed proportions. A slip of each batch is prepared by mixing the powders with 50% water. The slurry was left to dry at110^0C. The dried cakes were crushed and dry milled.

2.2. Preparation of the test samples

The dry powders were pressed at250 bar using 8% water content as a binder. Rectangular specimens of 10 cm x 5cm x 0.5cm were prepared in order to measure the densification parameters; i.e. water absorption, apparent porosity, bulk density and linear shrinkage. Bars of 5cm x 2.5 cm x 0.5 cm were also pressed in order to measure the modulus of rupture. Formed specimens were dried at 110^0C for 24 h, and then fired in an industrial kiln 1100^0C for 30 minutes cycle.

2.3. Investigation techniques

The chemical analysis of raw materials and wastes was carried out by X-ray fluorescence using Philips equipment type (spectrometer PW 2404 X- ray, Pondy). The particle size distribution of raw materials and wastes were measured using laser particle size instrument (LB-500). The plasticity of the base body and batches containing wastes was studied according to Pffefrkorn method. The phase of the fired specimens and their relative percentage were determined using X-ray Diffractometer with Cu-Kα radiation at a scanning speed of 1 / min. scanning electron microscopy was performed on specimens that were polished and etched for 4 minutes in 2 % HF solution. Water absorption, apparent porosity and bulk density were measured according to Archimedes method. Dimensions of green and fired specimens were measured in order to calculate the linear shrinkage. 15 specimens of each batch were measured by 3- points bending test at room temperature in order to determine the green and fired modulus of rupture.

3. Raw materials

3.1 Batch formation and chemical analysis

In the present work, local tamilnadu raw materials were used in the preparation of the base body; which is composed of 50% ball clay, 20% K-feldspar, 20% Na- feldsfar, and 10% talc. Three solid wastes of the ceramic industry (cyclone dust, sludge and filter dust) were added to the base body in different proportions ranging from 2 to 10%. The compositions formed after these additions are given in table 1. The chemical analysis of the raw materials and wastes are given in table 2. Table 3 represents the chemical analysis of the prepared batches

3.2. Particle size distribution

Tables 4, 5 and 6 represent the particle size distribution of the cyclone dust, sludge and filter dust respectively. It is observed that the cyclone dust has the finest grain size. About 30% of the cyclone dust sample is less than 3.5 micron while this fraction size is lowered to 5 and 3% for sludge and filter dust respectively. The mean particle size of the base body was measured to be 25 micron. Generally, the particle size distributions of these wastes are suitable for participation in ceramic floor tiles recipes. The very small grain size permits direct incorporation in ceramic formulations.

3.3. Water workability

Table 7 shows the plasticity of the base body and the batches of different wastes content. It is shown that the addition of wastes decreases the plasticity of all batches compared to the base body. This is expected since the waste additions lead to the decrease of the loss on ignitions (L.O.I) of all batches, as shown in table3. Lower L.O.I means

lower organic content which is responsible for high plasticity. Further additions of sludge and filter dust causes an increase of the plasticity but still lower than the base body. This increase of plasticity may be referred to the lower particle size of wastes compared to the body. It is well known that the finer the particle, the greater the plasticity [9]. On the other hand, although the cyclone dust has the lowest particle size of these wastes, the plasticity of its batches decreases as the cyclone dust proportion increases. The high Fe_2O_3 content of cyclone dust, as shown in table 2, seems to play a role in decreasing the plasticity.

4. Result and discussion

The measured value of water absorption (W.A), bulk density (B.D), apparent porosity and linear shrinkage (L.S) of the fired specimens are shown in figure (1-3). Figure (4-6) represent the variation of modulus of rupture of the dried and fired specimens with wastes content. The addition of 2% cyclone dust leads to a remarkable decrease of water absorption and apparent porosity which is accompanied by an increase of bulk density and linear shrinkage. This may be attributed to the presence of relatively high percentage of Fe_2O_3 in the cyclone dust, which is known as a highly fluxing mineral that enhances vitrification by reducing the viscosity of liquid phase [10, 11]. The fine particles of the cyclone dust are considered as another factor that helps in the densification via improving the packing density [12]. Higher proportions of finer particles in the raw material favor the vitrification due to the good compaction of samples during molding [13]. The same enhancement of physical properties is observed at further additions of cyclone dust up to 7.5%, while adding of 10% cyclone dust results in less vitrified specimen. However, it is still better than the base body.

Tendency for a general degradation of properties with sludge additions may be attributed to its chemical composition. As given in table 2, sludge has the highest CaO content compared to other wastes. It was observed that the presence of lime in ceramic recipes generally increase the final firing temperature [14], which means that specimens SD1 to SD5 may need a higher maturing temperature. The degradation of physical properties in filter dust batches is a little bit lower than that in sludge batches. Addition of wastes has shown a slight effect on the modulus of rupture of the dried specimens, while modulus of rupture of fired specimens has affected noticeably by waste additions. The variation of modulus of rupture with waste additions has exhibited the same trend of physical properties variations. The porosity seems to play the main role regarding the mechanical properties of the studied specimens. The lower the apparent porosity, the higher the modulus of rupture in all fired specimens. In spite of the observed degradation of physical and mechanical properties at certain wastes additions, all the measured properties are still in the accepted range for tiles fired at these industrial conditions [15].

In addition to the base body, CD3, FD3 and SD3 specimens have been selected to be examined by XRD since they revealed the best physical properties. Fig.7 reveals that all specimens contain quartz (Q) and albite (A) in addition to a little portion of hematite (H) (about 6%) in CD3. This is in coincides with the relatively significant Fe_2O_3 content in cyclone dust as shown in table 2. Although the specimens were fired at 1100^{0}C, no mullite crystals were detected. This can be realized since the firing was carried out according to the short industrial firing cycle at which the thermodynamic equilibrium can be achieved. The existence of a notable amount of albite after firing at 1100^{0}C is also referred to the very rapid firing given that the eutectic point is expected at 1050^{0}C in the presence of orthoclase, quartz and albite [16].

Depending on XRD results, the base body and CD3 specimens were selected to be examined by SEM. Fig.8.A,B reflect an irregular structure of both of the base body and CD3 as a result of the short firing cycle. As shown in Fig.8.C, aggregates of hematite (H) particles are identified by their characteristic morphology [17] and that is confirmed by the XRD results of CD3 (Fig.7). Fig.8.D shows elongated grain of albite (A) in addition to quartz (Q) in the base body.

5. Conclusion

It is possible to use some wastes of a ceramic factory such as cyclone dust, fly dust, and sludge in the preparation of ceramic tiles at the same factory. The physic-mechanical properties are enhanced by the addition of cyclone dust and deteriorated by the addition of sludge although they are still within the acceptable range of such products. On the other hand, properties of the product are nearly not affected by the addition of filter dust. The best properties are achieved at 8 % weight content of each waste. The XRD and SEM analysis have not shown any substantial difference among the investigated specimens except for cyclone dust batches, which reveal the presence of a small portion of hematite. The followed industrial cycle seems to be too short to lead to the formation of mullite crystals or even the complete melting of soda feldspar.

Table (1): Composition of the prepared samples, (weight %).

Batch	Base body	Cyclone dust (CD)	Sludge (SD)	Filter dust (FD)
CD0	100	0.0	0.0	0.0
CD1	98	2	0.0	0.0
CD2	96	4	0.0	0.0
CD3	94	6	0.0	0.0
CD4	92	8	0.0	0.0
CD5	90	10	0.0	0.0
SD1	98	0.0	2	0.0
SD2	96	0.0	4	0.0
SD3	94	0.0	6	0.0
SD4	92	0.0	8	0.0
SD5	90	0.0	10	0.0
FD1	98	0.0	0.0	2
FD2	96	0.0	0.0	4
FD3	94	0.0	0.0	6
FD4	92	0.0	0.0	8
FD5	90	0.0	0.0	10

Table (2): Chemical analysis of raw materials and wastes.

Constituent	Clay	Na-feldspar	Talc	K-feldspar	Cyclone dust	Filter dust	Sludge
L.O.I	8.99	0.99	7.30	0.50	4.35	4.47	4.5
SiO_2	67.1	66.4	48.05	72.50	64.45	62.3	65.4
Al_2O_3	19.5	19.0	7.25	15.16	19.25	20.35	18.25
Fe_2O_3	1.75	0.75	7.15	0.55	3.08	2.78	2.10
TiO_2	1.90	0.40	0.15	0.05	1.15	1.04	0.72
CaO	0.05	0.60	0.35	0.46	0.80	0.75	3.01
MgO	0.05	0.12	31.05	0.00	1.87	2.19	2.99
K_2O	0.53	0.33	0.12	7.55	1.25	1.24	1.57
Na_2O	0.03	10.09	0.03	3.41	2.70	2.90	2.52
MnO_2	0.03	0.03	0.12	0.03	0.03	0.04	0.04
P_2O_5	0.00	0.02	0.00	0.00	0.55	0.42	0.43
Cl^-	0.16	0.05	0.05	0.07	0.00	0.00	0.00
SO_3^{--}	1.14	0.17	0.007	0.008	0.00	0.00	0.00
Total							

Table (3): Chemical analysis of the base body and prepared batches.

Constituent	Base body	CD1	CD2	CD3	CD4	CD5	SD1	SD2	SD3	SD4	SD5	FD1	FD2	FD3	FD4	FD5
L.O.I	4.80	4.79	4.78	4.77	4.62	4.64	4.70	4.69	4.66	4.64	4.65	4.70	4.69	4.69	4.68	4.68
SiO_2	67.27	67.23	67.17	66.13	67.23	66.23	66.25	67.01	67.02	67.21	66.45	67.05	67.02	66.52	66.54	64.98
Al_2O_3	19.03	19.06	19.02	18.96	19.01	19.06	18.94	18.40	19.06	19.08	19.01	18.91	18.96	19.06	19.11	19.00
Fe_2O_3	1.14	1.52	1.52	1.53	1.60	1.53	1.58	.1.58	1.52	1.54	1.57	1.54.	1.55	1.57	1.52	1.54
TiO_2	1.09	1.10	1.10	1.10	1.11	1.10.	1.10	1.11	1.09	1.08	1.09	1.11	1.09	1.08	1.11	1.08
CaO	0.30	0.29	0.27	0.30	0.32	0.31	0.28	0.32	0.34	0.44	0.54	0.30	0.29	0.30	0.31	0.34
MgO	1.54	1.56	1.59	1.58	1.59	1.60	1.61	1.63	1.66	1.69	1.70	1.59	1.60	1.62	1.63	1.63
K_2O	1.89	1.88	1.86	1.84	1.83	1.83	1.88	1.87	1.87	1.86	1.86	1.87	1.86	1.86	1.84	1.84
Na_2O	3.45	3.4	3.35	3.37	3.38	3.35	3.40	3.38	3.36	3.37	3.34	3.40	3.41	3.40	3.39	3.39
MnO_2	0.03	0.03	0.03	0.03	0.03	0.03	0.03	0.03	0.03	0.03	0.03	0.03	0.03	0.03	0.03	0.03
P_2O_5	0.01	0.02	0.04	0.04	0.05	0.07	0.01	0.03	0.01	0.03	0.04	0.06	0.01	0.03	0.05	0.06
Cl^-	0.11	0.11	0.11	0.10	0.10	0.10	0.11	0.11	0.10	0.10	0.11	0.11	0.11	0.10	0.11	0.11
SO_3^{--}	0.80	0.78	075	0.73	0.72	0.74	0.75	0.75	0.72	0.71	0.77	0.72	0.74	0.70	0.73	0.71
Total	100.0	100.0	100.0	100.0	99.98	99.99	99.99	100. 1	100.1	100.1	100.2	100.2	100.0	100.0	100.0	99.9

Table (4): The particle size distribution of cyclone dust.

No	Diameter,µm	Fraction size, (q)%	Cumulative weight, (Q)%
1	3.419	28.999	28.999
2	3.9045	36.022	66.997
3	4.4211	24.216	91.231
4	5.2223	7.783	98.951
5	6.0011	1.049	100.00

Table (5): The particle size distribution

No	Diameter,µm	Fraction size, (q)%	Cumulative weight, (Q)%
1	3.419	4.558	4.558
2	3.9045	12.925	17.995
3	4.4211	27.213	46.001
4	5.2223	33.160	78.395
5	6.0011	21.715	100.00

Table (6): The particle size distribution of filter dust

No	Diameter,µm	Fraction size, (q)%	Cumulative weight, (Q)%
1	3.419	3.728	3.258
2	3.9045	10.0926	14.203
3	4.4211	24.689	39.075
4	5.2223	34.561	74.024
5	6.0011	26.001	100.00

Table (7): Water workability of different batches (at a = h/ho = 3.3).

Batch	Base body	CD1	CD2	CD3	CD4	CD5	SD1	SD2	SD3	SD4	SD5	FD1	FD2	FD3	FD4	FD5
$\%H_2O$	21.5	19	18	18.5	18	18.5	17	17.5	18	18.5	18.5	18.5	18	18.5	19.5	20

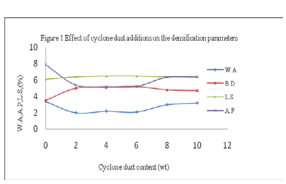

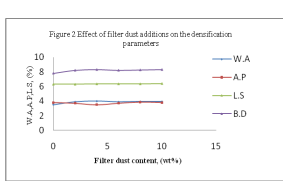

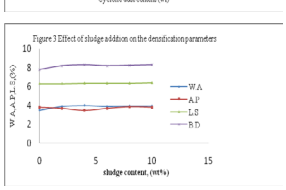

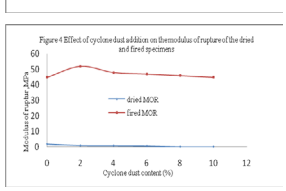

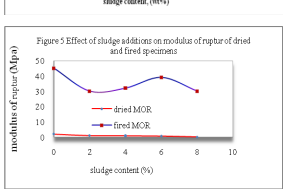

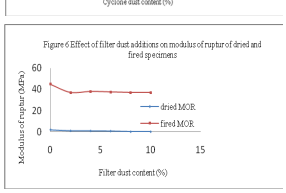

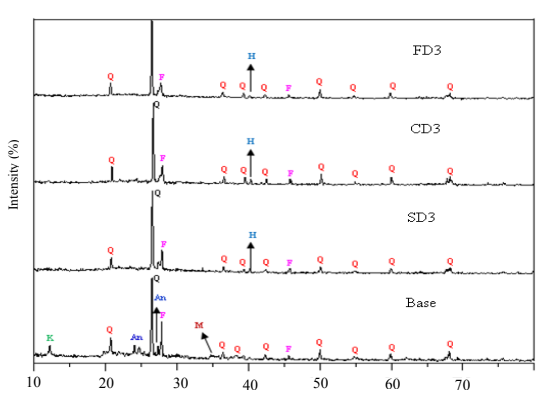

Figure7. XRD pattern of the selected specimens



Figure 8.A: SEM Photomicrograph of base body



Figure 8.B: SEM Photomicrograph of CD3



Figure 8.C: SEM Photomicrograph of CD3



Figure 8.D: SEM Photomicrograph of base body

REFERENCES

1. Prasad, C.S., Maiti, K.N. and Venugopa, R.: Effect of substituting of quartz by rice husk ash and silica fume on the properties of whiteware compositions. J. Ceram. Int., 29 (2003) [8] 907-914. | 2. Ralph, K. I. The chemistry of silisa. Interscience publication, John wilely and Sons, New York, 21-29, 1979. | 3. Menezes, R. Ferreira, S. Neves, A. Lira, L. and Ferreira, C. Use of granite sawing wastes in the production of ceramic bricks and tiles. J.Eur. Ceram.Soc., 25 (2005) [7] 1149-1158. | 4. Garcia – Ten, J. Mallol, E. Bou, G. Silva,G. Fernandez, J. Molina, A. and Romera, J Recycling marble working wastes in manufacture ceraqmic products. DKG 80 (2003) [9] 84-90. | 5. Samadi, M. M. Hadded, R.H. and Akour, A. M. Potential use of phosphogypsum in concrete. Ceram. Concr 29 (1999) [9] 1419 -1425. | 6. Monterio,S.N. and Vieira, C.M.F. Effect of oily waste addition to clay ceramic. Ceram. Int. 31 (2005) [2] 353-358. | 7. Cristian Favoni, Dino Minichell, Franca Tubaro, Sergio Bruckner, Alessanro Bachiorrini and Stefano Maschio. Ceramic processing of municipal sewage sludge (MSS) and steel works slags (SS). Ceram. Int. 31 (2005) [5] 697-702. | 8. Paola. Giacomini. World production and consumption ceramic tile, Ceramic World Review, (2005). | 9. Ryan, W. and Radford, C. Whitewares, production, testing and quality control including materials, body formulations and manufacturing processes. Pergamon Press, first edition, (1987). | 10. Sanchez- Soto, P.J. Diaz – Hernandez, J. L. Raigon- Oichardo, M. Ruiz-Conde, A. And Garcia-Ramos, G. Ceramic properties of Spanish clay containing illite, chlorite, and quartz. British Ceramic Transactions 93 (1994) [5] 196-201. | 11. Nezahat Ediz and Arife Yurdakul. Characterization of porcelain tile bodies with colemanite waste added as a new sintering agent. Journal of ceramic Processing Research 10 (2009) [4] 414-422. | 12. Frith, V. Heckroodt, R.O. and Schuler, K.H. The mechanical properties of zircon-feldspar porcelains. DGR (1987) [10] 379-383. | 13. Hajer Baccour. Mounir Medhioub, Fakher Jamouss and Taher Mhiri. Densification behavior of red firing Tunisian Triassic clay. American Journal of Applied sciences 5 (2008) [3] 263-269. | 14.Schmidt, H. Chemical and physical reaction in heavy clay bodies during firing. Ziegelindustrie Internation 33 (1981) [8] 431-442. | 15.Biffi, G, Ferniani, C. Banzoli, B. Bosi, G. Gardenghi, C. Giannerini, S. Manini, C. and Costantini, S. Variation in evenness after rapid cycle firing of various kinds of tiles Fourth European Ceramic Society Conf. Italy, 2-6 Octoper 1995, 11, 311-318. | 16. Sergio Villegas- Palacio and Denis R. Dinger. PSD effects on firing properties of porcelain, I. The American Ceramic Society Bulleting 75 (1996) [7] 71-76. | 17. Hyung- Gon Kim. Chul Oh, Young – Ho Lee, Sung – Hee Park and Seong – Geun Oh. Preparation of echinoid – like aggregated hematite particle by forced hydrolysis with PEO- PPO- PEO triblock copolymers. Journal of Ceramic Processing Research 8 (2007) [3] 177-183. |