



Dimensions of Personality of Men in Chennai Using CETD Matrix

KEYWORDS

Personality of Men, OCEAN, ATD Matrix, RTD Matrix and CETD Matrix

A. Victor Devadoss

Head & Associate Professor, PG & Research Department of Mathematics, Loyola College, Chennai-34

A. Felix

Ph.D. Research Scholar, PG & Research Department of Mathematics, Loyola College, Chennai-34

ABSTRACT *The objective of this paper is to find out the peak age of men getting anger in Chennai, for that we study the dimensions of personality of men. Personality has been classified in to five factors as Openness, Conscientiousness, Extraversion, Agreeableness and Negative Emotion. Each of these dimensions has six facets. For the first time 1998 fuzzy matrix theory was developed by W.B. Vasantha and V. Indira to study the passenger transportation. To study this problem, they divided and defined four types of matrices are called Initial Raw Data Matrix, Average Time Dependent Data matrix (ATD Matrix), Refined Time Dependent Data matrix (RTD Matrix) and Combined Effect Time Dependent Data Matrix (CETD Matrix). In the year 2003 the same technique was used by W.B. Vasantha and V. Indira to study the migrant laborers who were affected by HIV/AIDS. In 2004 W.B. Vasantha and A. Victor Devadoss used to study the agriculture laborers. Now we use this model to study the Dimensions of personality of men.*

INTRODUCTION

Simulation of human behavior is one of the important and remarkable subjects in fields of research and creating applications [Dutton and Starbuck, 1971; Cohn 1989; Ghasem-Aghae 2005][20]. El-Nasa and Skubic [6] described a fuzzy emotional agent to make decision in a mobile robot based on three negative emotions; anger, pain and fear [M. Seif El-nasar and Skubic 1998]. Schmidt presented the framework of the PECS (Physic, Emotion, Cognition and Social status). Personality knowledge is often expressed in terms of linguistic variables that can be described concepts that usually have vague and fuzzy variables [Durkin 1994]. Acton [2001] [1] presented a five factor model, referred to also as OCEAN model and an extensive table outlining the research on personality by over thirty researchers. [Ghasem-Aghae 2008] [21] had done a work on anger and aggressive behavior in agent simulation. [Timothy W. Smith 2004] did work on Hostility, anger, aggressiveness and coronary heart disease: An interpersonal perspective on personality, Emotion and Health. Anger is one of the most common emotional expressions ever known to man, and every person can experience it. While some people have superior control over anger, and therefore can express it mildly when situation calls for it; others may have little or no control over their anger and can as such explode in rages (violent fits of anger). Some people can hold anger inside without expressing it, (i.e. anger repression) for days, months and even years; others may just dissipate the feeling of anger after a brief moment.

This article is organized as follows: In the first section we just recall the methods of applications of CETD matrix. In section two, we describe the dimensions of personality. The section three we apply the six facets of dimensions of personality of men by using CETD model to find out the peak age of group of OCEAN and derive our conclusions in the final section.

THE METHOD OF APPLICATION OF CETD MATRIX

Average Time Dependent (ATD) Matrix

Raw data transform it into a raw time dependent data matrix by taking along the rows the age group and along the columns using the raw data matrix we make it into the Average Time Dependent Data (ATD) matrix (a_{ij}) by dividing each entry of the raw data matrix by the number of years i.e., the time period. This matrix represents a data, which is totally uniform. At the third stage we find the average and Standard Deviation (S.D) of every column in the ATD matrix.

Refined Time Dependent (RTD) Matrix

Using the average μ_j of each j^{th} column and σ_j , the S.D of the each j^{th} column we chose a parameter α_j from the interval $[0,1]$ and form the Refined time dependent Matrix (RTD matrix),

Using the formula

$$\text{if } a_{ij} \leq (\mu_j - \alpha * \sigma_j) \text{ then } e_{ij} = -1 \text{ else}$$

$$\text{if } a_{ij} \in (\mu_j - \alpha * \sigma_j, \mu_j + \alpha * \sigma_j) \text{ then } e_{ij} = 0 \text{ else}$$

$$\text{if } a_{ij} \geq (\mu_j + \alpha * \sigma_j) \text{ then } e_{ij} = 1 .$$

We redefine the ATD matrix into the Refined time dependent fuzzy matrix for here the entries are =1,0 or 1. Now the row sum of this matrix gives the maximum age group

Combined Effective Time Dependent Data (CETD) Matrix

We also combine the above RTD matrices by varying the $\alpha \in [0,1]$, so that we get the Combined Effective Time Dependent Data (CETD) matrix. The row sum is obtained for CETD matrix and conclusions are derived based on the row sums. All these are represented by graphs and graphs play a vital role in exhibiting the data by the simplest means, which can be even understood by a layman.

DIMENSIONS OF PERSONALITY

Personality

Personality models are needed; since people with different personalities may react differently to same situations. Personality is that that patterns of characteristics thoughts, feelings and behaviors that distinguish one person from another and that persist over time and situation. It is sum biologically based and learnt behavior which makes the person response to environmental stimuli exclusively. In contemporary psychology, personality is specified as a function of thirty attributes-each of which called personality facet. The personality facets are clustered in five groups –each called a personality trait [or personality factor]. The five personality factors are also referred to as “the big five” [Costa and McCrae, 1992; Howard 2000]. The value of each personality factor is determined by the values of its six facets. The five clusters of personality factors are also referred to by letter designation [Acton, 2001; Howard, and Howard, 2001 a, b]. Acton refer to a thing them as the OCEAN model.

In the OCEAN model, the letters stands for the following meanings:

- O: Openness, culture, Originality, or intellect.
- C: Conscientiousness, consolidation, or will to achieve.
- E: Extraversion.
- A: Agreeableness or accommodation.
- N: Need for stability, negative emotionality, or neuroticism

Personality Traits

1. Openness

“Openness to experience is tendency to be intellectual, interested in the arts, emotionally aware, and liberal. “[Acton-glossary].” Openness refers to the number of interests to which one is attracted and the depth to which those interests are pursued. It is also referred to culture, originality, or intellect. It is about creativity”.

2. Conscientiousness

“Conscientiousness is tendency to set high goals, to accomplish work successfully, and to behave dutifully and morally” [Acton-glossary].Furthermore, “conscience is the awareness of a moral or ethical aspect to one’s conduct together with the urge to prefer right over wrong”

3. Extraversion

“Extraversion is trait associated with sociability and positive affect,”[Acton-glossary].“It refers to the number of relationships with which one is comfortable Because the distribution of the factor scores is normal and not bimodal, the practice of dichotomizing respondents for example into extraverts and introverts is unjustified. McCrae and Costa [1992] prefer speaking of degree of extra version. For convenience’s sake, they speak of three level [low, medium, high] in which one might score-extraversion, ambiversion, and introversion

4. Agreeableness

“Agreeableness is tendency to be a nice person” [Acton-glossary].It is also referred to as accommodation.

5. Negative Emotion

Negative emotionality, neuroticism, or need for stability is the trait associated with emotional instability and negative affect [Acton-glossary].“Negative emotionality refers to the number and strength of stimuli required to elicit negative emotions in a person”.

DESCRIPTION OF THE PROBLEM

In this research we give an algebraic approach to the dimensions of personality of Men in Chennai. For that we have interviewed 100 men in Chennai. First by the term, each five dimension has six faces. In which we mainly concentrate the negative emotion among the five dimensions. We approach the dimensions of personality of Men by determining the peak age group. In which they are maximum being Openness, Conscientiousness, Extraversion, Agreeableness, and Negative Emotion. We analyze these problems using fuzzy matrix, we call the RTD Matrix as fuzzy matrix for that take their entries from the set {-1, 0, 1}. So the terms RTD matrix or fuzzy matrix mean one and the same matrix. One of the major and broad its heads of the study negative emotions of Men among the five dimensions. In this research will discuss six faces of each dimensions of personality of men. Which are taken as the columns of the initial row data matrix the age group in years, 10-17, 18-24, 25-29, 30-39, 40-49, 50-59 and 60-75. The estimation of the maximum age group is five-stage process. In the first stage we give the matrix representation of the raw data. Entries corresponding to the intersection of rows and columns are values corresponding to the live network. The 3 x 6 matrix is not uniform i.e. the number of individual years in each interval may not be the same. So in the second stage we in order to obtain an unbiased uniform effect on each and every data so collected, transform this initial matrix into an Average Time Dependent Data (ATD) matrix. To make the calculations easier and simpler

we in the third stage using the simple average techniques convert the above average time dependent data matrix in to a matrix with entries $e_{ij} \in \{-1, 0, 1\}$. We name this matrix as the Refined Time Dependent Data Matrix (RTD Matrix) or as the fuzzy matrix. The value of e_{ij} corresponding to each entry is determined in a special way described in chapter 2 of this research. At the fourth stage using the fuzzy matrices we obtain the Combined Effect Time Dependent Data Matrix (CETD Matrix), which gives the cumulative effect of all these entries. In the final stage we obtain the row sums of the CETD matrix. The tables given are self-explanatory at each stage. The graph of the RTD matrix and CETD matrix are given.

Estimation of maximum age group of men being Openness by using 7x6 matrix

In this section we apply six facets i.e. O₁-Fantasy, O₂-Aesthetics, O₃-Feelings, O₄- Actions, O₅-Ideas and O₆-Values of Openness of men to the CETD model.

Table 1: Initial raw data matrix of Openness of order 7x6

Age	O ₁	O ₂	O ₃	O ₄	O ₅	O ₆
10-17	10	13	10	12	13	8
18-24	12	15	12	12	9	7
25-29	9	12	14	13	11	12
30-39	8	10	6	9	12	10
40-49	4	12	10	8	14	9
50-59	2	8	7	2	10	9
60-75	1	9	3	3	12	6

Table 2: The ATD matrix of Openness of order 7 x 6

Age	O ₁	O ₂	O ₃	O ₄	O ₅	O ₆
10-17	1.25	1.63	1.25	1.5	1.63	1
18-24	1.71	1.86	1.71	1.71	1.3	1
25-29	1.8	2.4	2.8	2.6	2.2	2.4
30-39	0.8	1	0.6	0.9	1.2	1
40-49	0.4	1.2	1	0.8	1.4	0.9
50-59	0.2	0.8	0.7	0.2	1	0.9
60-75	0.06	0.56	0.18	0.18	0.75	0.38

Table 3: The Average and Standard deviation of given ATD Matrix

Average	0.89	1.35	1.18	1.13	1.35	1.08
S.D	0.71	0.91	0.87	0.87	0.46	0.62

The RTD matrix for $\alpha=0.1$

The row sum matrix

$$\begin{bmatrix} 1 & 1 & 0 & 1 & 1 & 0 \\ 1 & 1 & 1 & 1 & 1 & 0 \\ 1 & 1 & 1 & 1 & 1 & 1 \\ -1 & -1 & -1 & -1 & -1 & 0 \\ -1 & -1 & -1 & -1 & 1 & -1 \\ -1 & -1 & -1 & -1 & -1 & -1 \\ -1 & -1 & -1 & -1 & -1 & -1 \end{bmatrix} \begin{bmatrix} 4 \\ 5 \\ 6 \\ -5 \\ -4 \\ -6 \\ -6 \end{bmatrix}$$

The RTD matrix for $\alpha=0.25$ the row sum matrix

$$\begin{bmatrix} 1 & 1 & 0 & 1 & 1 & 0 \\ 1 & 1 & 1 & 1 & 1 & 0 \\ 1 & 1 & 1 & 1 & 1 & 1 \\ -1 & -1 & -1 & -1 & -1 & 0 \\ -1 & -1 & -1 & -1 & -1 & -1 \\ -1 & -1 & -1 & -1 & 1 & -1 \\ -1 & -1 & -1 & -1 & -1 & -1 \end{bmatrix} \begin{bmatrix} 4 \\ 4 \\ 6 \\ -5 \\ -4 \\ -6 \\ -6 \end{bmatrix}$$

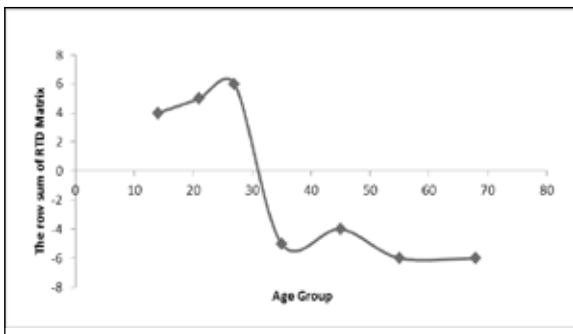
The RTD matrix for $\alpha=0.3$ The row sum matrix

$$\begin{bmatrix} 1 & 0 & 0 & 1 & 1 & 0 \\ 1 & 1 & 1 & 1 & 0 & 0 \\ 1 & 1 & 1 & 1 & 1 & 1 \\ 0 & 0 & -1 & 0 & 0 & 0 \\ -1 & 0 & 0 & -1 & 0 & 0 \\ -1 & -1 & -1 & -1 & -1 & 0 \\ -1 & -1 & -1 & -1 & -1 & -1 \end{bmatrix} \begin{bmatrix} 3 \\ 4 \\ 6 \\ -1 \\ -2 \\ -5 \\ -6 \end{bmatrix}$$

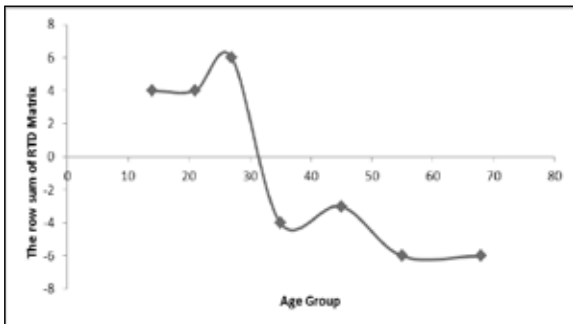
The RTD matrix for $\alpha=0.53$ The row sum matrix

$$\begin{bmatrix} 0 & 0 & 0 & 0 & 1 & 0 \\ 1 & 1 & 1 & 1 & 0 & 0 \\ 1 & 1 & 1 & 1 & 1 & 1 \\ 0 & 0 & -1 & 0 & 0 & 0 \\ -1 & 0 & 0 & 0 & 0 & 0 \\ 1 & -1 & -1 & -1 & -1 & 0 \\ 1 & -1 & -1 & -1 & -1 & -1 \end{bmatrix} \begin{bmatrix} 1 \\ 4 \\ 6 \\ -1 \\ -1 \\ -5 \\ -6 \end{bmatrix}$$

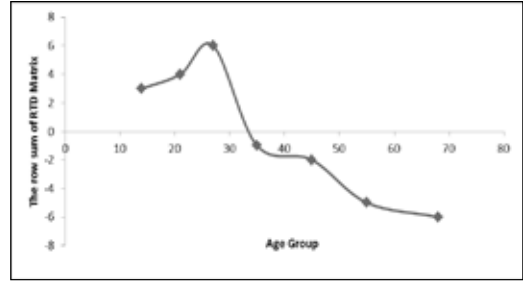
Graph 1: Depicting maximum age group of Men being OPENNESS for $\alpha = 0.1$



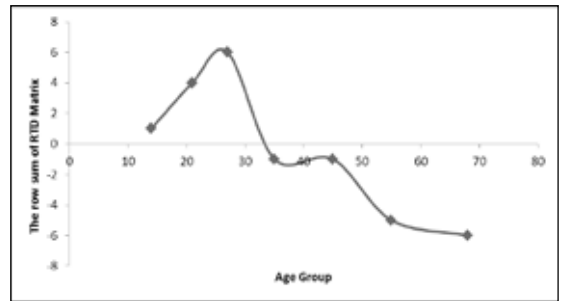
Graph-2: Depicting maximum age group of Men being OPENNESS for $\alpha = 0.25$



Graph-3: Depicting maximum age group of Men being OPENNESS for $\alpha = 0.3$



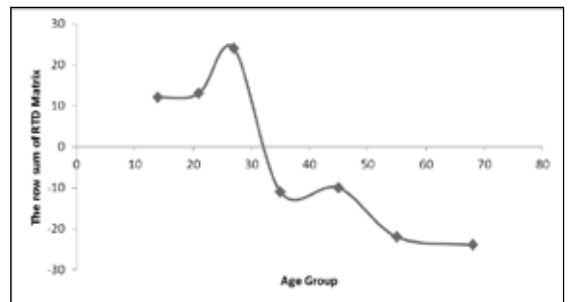
Graph-4: Depicting maximum age group of Men being OPENNESS for $\alpha = 0.53$



The CETD matrix The row sum matrix

$$\begin{bmatrix} 3 & 2 & 0 & 3 & 4 & 0 \\ 4 & 4 & 4 & 4 & 1 & 0 \\ 4 & 4 & 4 & 4 & 4 & 4 \\ -1 & -2 & -4 & -2 & -2 & 0 \\ -4 & -1 & -1 & -3 & 1 & -2 \\ -4 & -4 & -4 & -4 & -4 & -2 \\ -4 & -4 & -4 & -4 & -4 & -4 \end{bmatrix} \begin{bmatrix} 12 \\ 13 \\ 24 \\ -11 \\ -10 \\ -22 \\ -24 \end{bmatrix}$$

Graph:5 Depicting maximum age group of Men being OPENNESS



Estimation of maximum age group of men being Conscientiousness by using 7x6 matrix

In this section we apply six facets i.e. In this section we apply six facets i.e. C₁-Competence, C₂-Order, C₃-Dutifulness, C₄-Achievement Striving, C₅-Self Discipline and C₆-Deliberation of Conscientiousness of women to the CETD model

Table-4: Initial raw data matrix of Conscientiousness of order 7 x 6

Age	C ₁	C ₂	C ₃	C ₄	C ₅	C ₆
10-17	4	7	5	8	6	2
18-24	8	9	7	10	7	5
25-29	11	13	13	14	10	10
30-39	12	11	10	5	9	11
40-49	10	14	12	8	13	12
50-59	9	12	9	7	8	10
60-75	5	6	3	2	5	9

Table-5: ATD Matrix of Conscientiousness of order 7x6

Age	C ₁	C ₂	C ₃	C ₄	C ₅	C ₆
10-17	0.5	0.88	0.63	1	0.75	0.25
18-24	1.14	1.3	1	1.43	1	0.71
25-29	2.2	2.6	2.6	2.8	2	2
30-39	1.2	1.1	1	0.5	0.9	1.1
40-49	1	1.4	1.2	0.8	1.3	1.2
50-59	0.9	1.2	0.9	0.7	0.8	1
60-75	0.31	0.4	0.19	0.13	0.31	0.56

Table-6: The Average and Standard deviation of given ATD Matrix

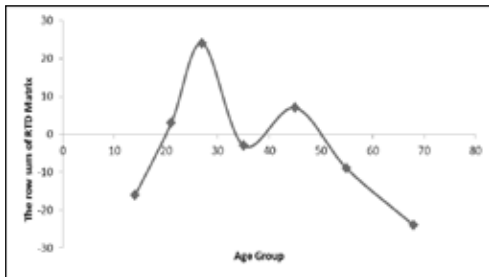
Average	1.05	1.23	1.07	1.05	1.01	0.97
S.D	0.61	0.68	0.75	0.57	0.53	0.56

We are taking $\alpha=0.11, 0.23, 0.5$ and 0.6 to find the CETD matrix

The CETD matrix the row sum matrix

-4	-3	-3	0	-2	-4	$\begin{bmatrix} -16 \\ 3 \\ 24 \\ -3 \\ 7 \\ -9 \\ -24 \end{bmatrix}$
2	1	0	2	0	-2	
4	4	4	4	4	4	
2	-2	0	-4	-1	2	
0	2	2	-2	3	2	
-2	1	-1	-2	-3	0	
-4	-4	-4	-4	-4	-4	

Graph-6: Depicting maximum age group of Men being CONSCIENTIOUSNESS for CETD Matrix



Estimation of maximum age group of men being Extraversion by using 7x6 matrix

In this section we apply six facets i.e. E₁-Warmth, E₂-Gregariousness, E₃-Assertiveness, E₄-Activity, E₅-Excitement Seeking and E₆-Positive Emotions of Extraversion of women to the CETD model.

Table-7: Initial raw data matrix of Extraversion of order 7 x 6

Age	E ₁	E ₂	E ₃	E ₄	E ₅	E ₆
10-17	5	9	11	14	9	14
18-24	14	12	6	12	10	12
25-29	12	13	8	11	12	9
30-39	10	9	12	13	8	8
40-49	9	11	9	7	6	12
50-59	8	5	8	5	5	11
60-75	3	7	4	3	3	4

Table-8: ATD Matrix of Extraversion of order 7 x 6

Age	E ₁	E ₂	E ₃	E ₄	E ₅	E ₆
10-17	0.63	1.13	1.38	1.75	1.13	1.75
18-24	2	1.71	0.85	1.71	1.43	1.71
25-29	2.4	2.6	1.6	2.2	2.4	1.8
30-39	1	0.9	1.2	1.3	0.8	0.8
40-49	0.9	1.1	0.9	0.7	0.6	1.2
50-59	0.8	0.5	0.8	0.5	0.5	1.1
60-75	0.19	0.44	0.25	0.19	0.17	0.25

Table-9: The Average and Standard deviation of given ATD Matrix

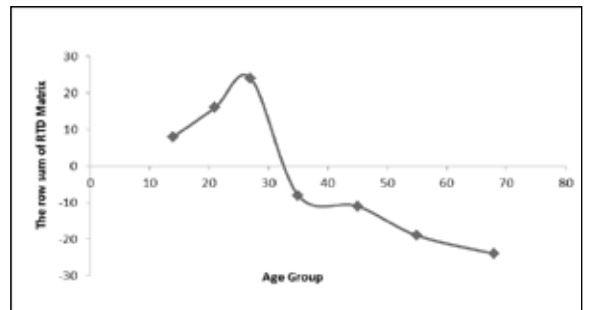
Average	1.25	1.2	1	1.19	1.007	1.23
S.D	0.79	0.74	0.45	0.75	0.89	0.57

We are taking $\alpha=0.19, 0.23, 0.39$ and 0.7 to find the CETD matrix

The CETD matrix The row sum matrix

-4	0	4	4	0	4	$\begin{bmatrix} 8 \\ 16 \\ 24 \\ -8 \\ -11 \\ -19 \\ -24 \end{bmatrix}$
4	4	-3	4	3	4	
4	4	4	4	4	4	
-2	-3	3	0	-2	-4	
-3	0	-1	-4	-3	0	
-4	-4	-3	-4	-3	-1	
-4	-4	-4	-4	-4	-4	

Graph-7: Depicting maximum age group of Men being EXTRAVERSION for CETD Matrix



Estimation of maximum age group of men being Agreeableness by using 7x6 matrix

In this section we apply six facets i.e. A₁-Trust, A₂-Straight Forwardness, A₃-Altruism, A₄-Compliance, A₅-Modesty and A₆-Tender Mindness of Extraversion of women to the CETD model.

Table-10: Initial raw data matrix of Agreeableness of Order 7 x 6

Age	A ₁	A ₂	A ₃	A ₄	A ₅	A ₆
10-17	12	14	7	13	12	11
18-24	10	13	14	11	14	5
25-29	9	8	13	10	12	7
30-39	8	5	9	8	5	6
40-49	11	10	8	9	4	3
50-59	9	11	13	7	2	4
60-75	2	9	6	6	0	10

Table-11: ATD Matrix of Agreeableness of order 7 x 6

Age	A ₁	A ₂	A ₃	A ₄	A ₅	A ₆
10-17	1.5	1.75	0.88	1.63	1.5	1.38
18-24	1.43	1.86	2	1.57	2	0.714
25-29	1.8	1.6	2.6	2	2.4	1.4
30-39	0.8	0.5	0.9	0.8	0.5	0.6
40-49	1.1	1	0.8	0.9	0.4	0.3
50-59	0.9	1.1	1.3	0.7	0.2	0.4
60-75	0.13	0.56	0.38	0.38	0	0.63

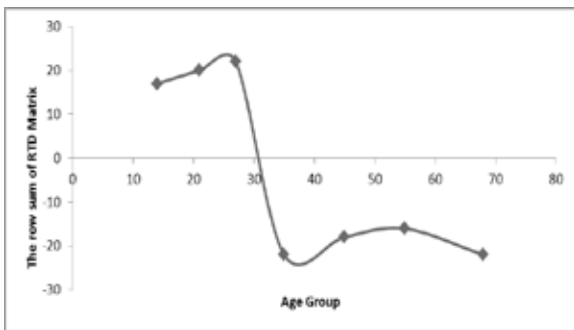
Table-12: The Average and Standard deviation of given ATD Matrix

Average	1.09	1.2	1.27	1.14	1	0.77
S.D	0.55	0.56	0.77	0.59	0.86	0.45

We are taking $\alpha = 0.19, 0.23, 0.39$ and 0.7 to find the CETD matrix

The CETD matrix						The row sum matrix
4	4	-3	4	4	4	17
4	4	4	4	4	0	20
4	4	4	4	4	2	22
-4	-4	-3	-4	-4	-3	-22
0	-3	-4	-3	-4	-4	-18
-4	0	0	-4	-4	-4	-16
-4	-4	-4	-4	-4	-4	-22

Graph-8: Depicting maximum age group of Men being AGREABLENESS for CETD Matrix



Estimation of maximum age group of men being Neuroticism by using 7×6 matrix

In this section we apply six facets i.e. N_1 -Worry, N_2 -Anger, N_3 -Discouragement, N_4 -Self Consciousness,

N_5 -Impulsiveness, and N_6 -Vulnerability of negative emotion of women to the CETD model.

Table-13: Initial raw data matrix of Negative Emotion of order 7×6

Age	N_1	N_2	N_3	N_4	N_5	N_6
10-17	3	8	11	7	10	7
18-24	10	15	13	12	14	11
25-29	15	14	10	13	13	13
30-39	14	12	11	9	10	5
40-49	11	13	11	10	13	10
50-59	12	9	12	11	8	6
60-75	14	7	9	8	5	4

Table-14: ATD Matrix of Negative Motion of order 7×6

Age	N_1	N_2	N_3	N_4	N_5	N_6
10-17	0.38	1	1.38	0.88	1.25	0.88
18-24	1.43	2.14	1.86	1.71	2	1.57
25-29	3	2.8	2	2.6	2.6	2.6
30-39	1.4	1.2	1.1	0.9	1	0.5
40-49	1.1	1.3	1.1	1	1.3	1
50-59	1.2	0.9	1.2	1.1	0.8	0.6
60-75	0.88	0.44	0.56	0.5	0.31	0.25

Table-15: The Average and Standard deviation of given ATD Matrix

Average	1.34	1.4	1.31	1.24	1.32	1.06
S. D	0.81	0.8	0.49	0.71	0.76	0.81

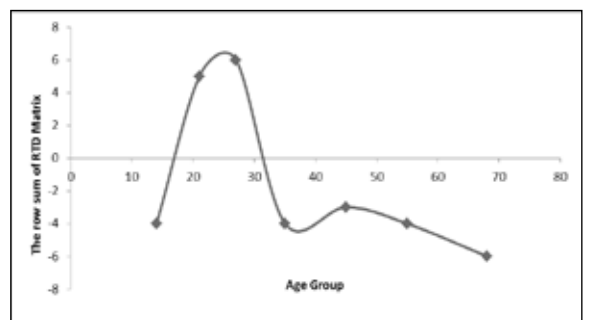
The RTD matrix for $\alpha=0.2$						The row sum matrix
-1	-1	0	-1	0	-1	-4
0	1	1	1	1	1	5
1	1	1	1	1	1	6
0	-1	-1	-1	-1	-1	-4
-1	0	-1	-1	0	0	-3
0	-1	-1	0	-1	-1	-4
-1	-1	-1	-1	-1	-1	-6

The RTD matrix for $\alpha=0.31$						The row sum matrix
-1	-1	0	-1	0	0	-3
0	1	1	1	1	1	5
1	1	1	1	1	1	6
0	0	-1	-1	-1	-1	-4
0	0	-1	-1	0	0	-2
0	-1	0	0	-1	-1	-3
-1	-1	-1	-1	-1	-1	-6

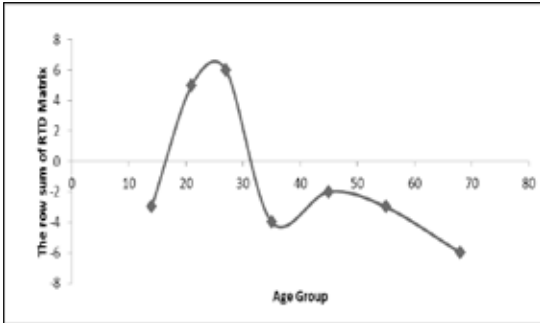
The RTD matrix for $\alpha=0.47$						The row sum matrix
-1	0	0	-1	0	0	-2
0	1	1	1	1	1	5
1	1	1	1	1	1	6
0	0	0	-1	0	-1	-2
0	0	0	0	0	0	0
0	-1	0	0	-1	-1	-3
-1	-1	-1	-1	-1	-1	-6

The RTD matrix for $\alpha=0.62$						The row sum matrix
-1	0	0	0	0	0	-1
0	1	1	1	1	1	5
1	1	1	1	1	1	6
0	0	0	0	0	-1	-1
0	0	0	0	0	0	0
0	-1	0	0	-1	0	-2
0	-1	-1	-1	-1	-1	-5

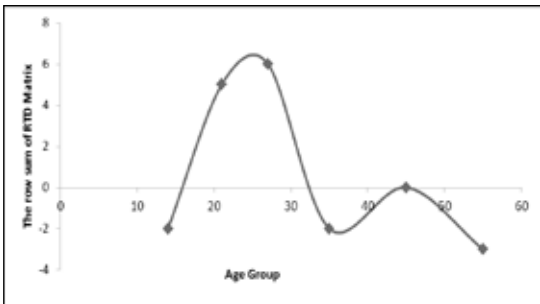
Graph-9: Graph depicting maximum age group of Men being NEGATIVE EMOTION for $\alpha = 0.31$



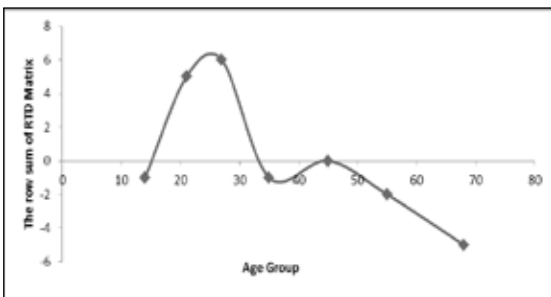
Graph-10: Graph depicting maximum age group of men being NEGATIVE EMOTION for $\alpha = 0.47$



Graph-11: Depicting maximum age group of men being NEGATIVE EMOTION for $\alpha = 0.62$



Graph-12: Graph depicting maximum age group of men being NEGATIVE EMOTION for $\alpha = 0.62$



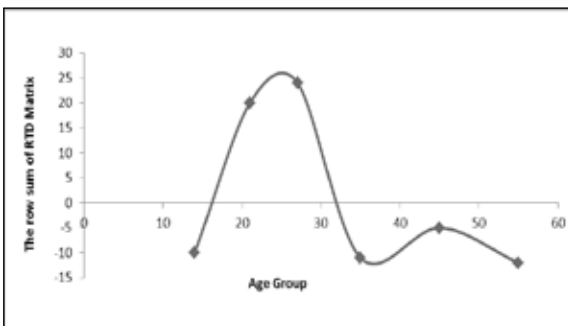
The CETD matrix

The row sum matrix

-4	-2	0	-3	0	-1
0	4	4	4	4	4
4	4	4	4	4	4
0	-1	-2	-3	-1	-4
-1	0	-2	-2	0	0
0	-4	-1	0	-4	-3
-3	-4	-4	-4	-4	-4

-10
20
24
-11
-5
-12
-23

Graph-13: Depicting maximum age group of men being NEGATIVE EMOTION for CETD Matrix



Conclusion

Openness

The openness starts at the age 14. The maximum age group of men being open are at the age 27 as they have unusual ideas, curiosity, variety of experience, feelings and adventure. The openness decreases after the age 35. When men are not open and their ideas are not accepted, it makes them to get angry.

Conscientiousness

The Conscientiousness begins at the age 21. The maximum age group of men being conscientious are at the age 26, because they possess qualities like self-discipline, dutifulness, achievements, striving and expectation in their work. The Conscientiousness gets decreased from the age 45.

Extraversion

The men belonging to the age group 15 begin to develop extraversion in them. The maximum age groups of men being extraversion are at the age 28 because they will be compassionate, co-operate, suspicious and antagonistic in all. The extraversion decreases from the age 35.

Agreeableness

The Agreeableness starts at the yearly teenage 14. The maximum age group of men being agreeableness are at the age 27 because they will be straight forward, tender mind, trust, tendency to seek stimulate in their work and family. The agreeableness decreases from the age 35.

Negative Emotion

Men at the age of 18 begin to develop negative emotion. The peak age of men get negative emotion at 27 because they have discouragement, impulsiveness, worry and vulnerability. When they are discouraged in their work and among their friends it makes them angry. The negative emotion decreases from the age 33 to 39 and 45 and above.

From our research we found out that starting and peak age of dimensions of personality of Men in Chennai and it is projected in the following table.

Dimensions of Personality	Starting Age	Peak Age
Openness	14	27
Conscientiousness	21	26
Extraversion	15	28
Agreeableness	14	27
Negative Emotions	18	27

We can see from the table that the peak age of a Chennai Men's personality is at 26-28. The negative approach starts after the peak age. So an individual become angry when his personality at the peak.

Suggestion

1. Take a Break

This is one of the simplest methods of anger management. Whenever you are angry about something or someone, you can ideally stay from that person or that thing for a brief period of time. This will help you to regain a composed mindset and think over the issue to find a possible solution. If you can't just walk out, just keep calm and count to ten. It may sound absurd, but it is effective when it comes to controlling outbursts of anger.

2. Identify possible solutions

During the break, you can evaluate all the possible options to avoid further complications or damage. Your mind may tend to divert to the 'cause' which made you angry, but you will have to deviate from the cause, and think about the possible effects of your outburst. Remember that damage control is the need of the hour, and being mature enough to understand the consequences will help you not to take any drastic

step which would lead to dire consequences.

3. Humor

Humor, is no doubt the best way to resolve tension between two people. As soon as you realize that the 'discussion' is turning into an 'argument', and may deteriorate even further, you can add a hint of humor to the conversations. This will help in releasing all that pent up tension, which could otherwise lead to a 'clash of egos'

4. Don't Hold a Grudge

This is the worst thing you can possibly do, and it will just

add to the pent up tension within you. Every time you come across the person, you will recollect the moment and your temper will flare all over again. You can simply forget the issue and carry on with life, and if that's not impossible, avoid the person till you forget or forgive.

Acknowledgement

This research is supported by UGC scheme MANF. Award Letter F1-17.1/2012-13/MANF-2012-13-CHR-TAM-11197 / (SA-III/Website)

REFERENCE

- [1] Acton, G.S. (2001). Five-Factor Model: <http://www.personalityresearch.org/glossary.html> | [2] Acton-Glossary: <http://www.personalityresearch.org/glossary.html> | [3] Bandura, A. (1999). "A social cognitive theory of personality". In L. Pervin and O. John (Eds.), *Handbook of personality* (2nd ed., pp. 154-194). New York: Guilford Publications | [4] Bettencourt, B.A., A. Talley, A.J. Benjamin. 2006. "Personality and Aggressive Behavior Under Provoking and Neutral Conditions: A Meta-Analytic Review", *Psychological Bulletin*, 132(5), 751-777. | [5] Costa, P.T., Jr., McCrae, R.R. (1992). *NEO PI-R Professional Manual*, Odessa, Fla: Psychological Assessment Resources, <http://psyche.tvu.ac.uk/phdrg/atkins/atws/person/67.html> | [6] El-Nasr, M.S., and M. Skubic. (1998). "A fuzzy emotional agent for decision-making in a mobile robot". In *Proceeding of the 1998 International Conference On Fuzzy Systems (FUZZ-IEEE'1998)*, Anchorage, Alaska, pp. 135-140. | [7] El-Nasr, M.S., J. Yen, and T. Loerger. (2000). "FLAME-A Fuzzy logic Adaptive Model of Emotions", *Autonomous Agents and Multi-agent Systems*, 3, 219-257. | [8] "Emotion". 2009. Retrieved 15 March, (2009), from <http://dictionary.reference.com/browse/emotion?jss=1> | [9] Frijda, N.H. 1987. *The emotions*. Cambridge, New York: Cambridge University Press. | [10] Ghasem-Aghae, N., and T.I. Oren. (2003). "Towards Fuzzy Agents with Dynamic Personality for Human Behavior Simulation". In *proceeding of the 2003 Summer Computer Simulation Conference*, Montreal, PQ, Canada, pp. 3-10. | [11] Ghasem-Aghae, N., and T.I. Oren. (2007). "Cognitive complexity and dynamic personality in agent simulation". *Computers in Human Behavior*, 23(6), 2983-2997. | [12] Heinstrom, J. 2003. "Five Personality dimensions and their influence on information behavior": *Information Research*, 9(1). Retrieved March 15, 2009, from <http://InformationR.net/ir/9-1/paper165.html> | [13] Howard, P.J., Howard, J.M. (2001a). *The BIG FIVE Quickstart: An Introduction to the Five-factor model of personality for Human Resource Professionals*, Center for Applied Cognitive Studies [CentACS], Charlotte, North Carolina, www.centacs.com/quickstart.html | [14] Howard, P.J., Howard, J.M. (2001b). *Owners Manual for the Personality at work*, Bard Press, <http://www.bardpress.com/personalityata.htm> | [15] Kassinove, H., and R.C. Tafra. (2002). *Anger management- the complete treatment guidebook for practitioners*. Atascadero, California: Impact Publishers. | [16] Kosko, Bart (1992). *Neural Networks and Fuzzy Systems* Prentice - Hall, Englewood Cliffs, New Jersey. | [17] Levinson, D., J. J. Ponzetti, and P.F. Jorgenson. 1999. *Encyclopedia of Human Emotions*. New York: Macmillan Reference USA. | [18] Luhn, R. R. (1992). *Managing Anger- Methods for a Happier and healthier life*. Boston Crisp Fifty-Minute Books. | [19] Malatesta, L., G. Caridakis, A. Raouzaoui, and K. Karpouzis. (2007). "Agent Personality traits in virtual environments based on appraisal theory predictions". In *Processing of AISB'07: Artificial and Ambient Intelligence, Language, Speech and Gesture for Expressive Characters*, Newcastle upon Tyne, UK. | [20] Oren, T.I., Nasser Ghasem - Aghae, Bardia Khalesi and Mohammad Kazemifard, (2003) 'Anger and Aggressive Behavior in Agent Simulation'. | [21] Oren, T.I., and N. Ghasem - Aghae. (2003). "Personality Representation Processable n Fuzzy Logic for Human Behavior Simulation". In *Proceeding of the 2003 Summer Computer Simulation Conference*, Montreal, PQ, Canada. | [22] W.B. Vasantha Kandasamy, Florentin Smarandache and Ilanthenral, (2007) 'Elementary Fuzzy Matrix Theory and Fuzzy Models for Social Scientists', Printed in United States of America., | [23] W.B. Vasantha Kandasamy, Florentin Smarandache and Ilanthenral, (2007) 'Special Fuzzy Matrices For Social Scientists', Printed in United States of America., |