

PRE-OPERATIVE SERUM ALBUMIN AND BODY MASS INDEX AS PREDICTORS OF POST-OPERATIVE MORBIDITY AND MORTALITY IN MAJOR OPEN ABDOMINAL SURGERIES

General Surgery

**Dr. Azfar Jamal\*** DNB Neurosurgery first year resident, Life line hospital, Azamgarh, UP. \*Corresponding Author  
**Dr. Aneez Sadhik** Senior Resident, General Surgery, Yenepoya Medical college, Mangalore, Karnataka.  
**Dr. Harishchandra Badekila** HOD, General Surgery, Yenepoya Medical College, Mangalore, Karnataka.

ABSTRACT

**Background** Healing is a catabolic process needing energy. Any malnutrition leads to impaired wound healing. Some of the markers of the nutritional status of the body that are routinely used are the BMI and the levels of serum albumin of the patients. In the current study we evaluated the role of serum albumin and Body Mass Index as predictors of postoperative morbidity and mortality both in elective and emergency major surgeries. **Aims and objectives:** To determine the role of low serum albumin and abnormal BMI and to observe those developing any morbidity and mortality post operatively. **Materials and methods:** This study was performed from March 2020 to March 2021 in Yenepoya Medical College Mangalore. The study evaluated a total of 82 patients undergoing major abdominal surgeries. Those pregnant, having significant co-morbidities were excluded. Pre-operative serum albumin measurements were done, BMI was calculated and post-operative morbidity & mortality were recorded. The data was compiled and standard statistical tests applied to analyse the data. **Results:** The study was male preponderant with 53 males and 29 females. Mean duration of stay in ICU and ward in those with normal albumin levels was 2.158 days and 8.68 days respectively compared to 4.984 days and 11.06 days in patients with hypoalbuminemia. There was higher complications in the post-operative period in those patients with hypoalbuminemia and abnormal BMI. **Conclusion:** Pre-operative Serum albumin and BMI are significant predictors of post-operative morbidity.

KEYWORDS

Serum Albumin, BMI, Major abdominal operations, Post-operative morbidity.

INTRODUCTION

The process of wound healing is a catabolic process which for its completion consumes energy.<sup>[1,2]</sup> Having said that the patients who present with acute abdominal conditions necessitating surgery are most often in a state of catabolism owing to inadequate intake as a result of various reasons like nausea, vomiting or loss of nutrients as a result of diarrhoea.<sup>[3-5]</sup> Patients who are severely malnourished demonstrate impaired wound healing and predisposition to infection, usually as a result of abnormality or deficiency of the various immune mechanisms that act as a defence mechanism.<sup>[6-8]</sup> Some of the markers of the nutritional status of the body that are routinely used are the BMI and the levels of serum albumin of the patients.<sup>[9-13]</sup> BMI and the serum levels of albumin when deranged may potentially result in surgical complication. In the current study we evaluated the role of serum albumin and Body Mass Index as predictors of postoperative morbidity and mortality both in elective and emergency major surgeries.

MATERIALS AND METHODS:

The current study evaluated a total of 82 patients who underwent major abdominal surgeries under the Department of General Surgery, in a tertiary referral hospital in South India. In this Descriptive Analytical Observational Study, the patients were selected by simple random sampling. Informed consent was obtained from all the participants. All major surgeries involving opening the abdominal cavity, elective surgery as well as emergency cases, both male and female patients older than 18 years of age were included in this study. Pregnant women, those on immunosuppressive drugs and who had chronic disease such as chronic liver disease, chronic kidney disease was excluded from the study. Pre-operative serum albumin measurements were done, and BMI was calculated. Data was compiled and standard statistical tests applied to analyse the data. The comparison was done after segregating the patients into those with normal albumin levels vs those with hypoalbuminemia and those with normal BMI vs those with abnormal BMI.

RESULTS:

Table 1: Age evaluation

AGE	NORMAL ALBUMIN	LOW ALBUMIN	P VALUE
MEAN	46.93	41.53	0.08
SD	12.92	16.92	
BMI	MEAN AGE	SD	
LESS THAN 18.5 KG/M2	47.09	18.85	

18.5 - 25 KG/M2	42.76	14.50
25.1-30 KG/M2	45.83	20.06
MORE THAN 30 KG/M2	46.00	16.78




Figure 1: Gender distribution

Table 2: Duration of ICU stay

ICU DAYS	NORMAL ALBUMIN LEVELS	HYPOALBUMINEMIA	P VALUE
Mean	2.158 days	4.984	0.002
Mode	1 days	1.0 days	
Std. Deviation	0.9416 days	1.3336 days	
Variance	9.251 days	11.113 days	
Minimum	1 days	1 days	
Maximum	4 days	19 days	

Table 3: Duration of Ward stay

DURATION OF WARD STAY	NORMAL ALBUMIN LEVELS	HYPOALBUMINEMIA	P VALUE
Mean	8.684	11.063	0.049
Median	4	9	
Mode	2	2	
Std. Deviation	3.6035	4.4132	
Minimum	3	3	
Maximum	12	39	

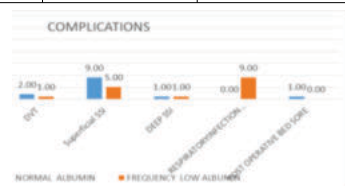


Figure 2: Complications In The Post Operative Period

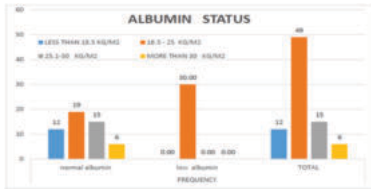


Figure 3: Albumin status vs BMI

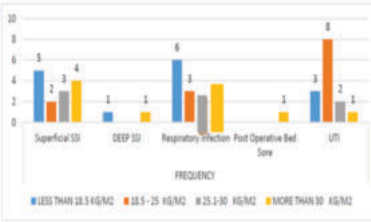


Figure 4: BMI vs complications

**DISCUSSION:**

We noted that with the decrease in albumin levels, the post-operative complications increased and there was a negative correlation between serum albumin and complications. Serum albumin levels of less than 3.5g/dl had a higher association with post-operative morbidity according to the study by Mullen et al.<sup>[14]</sup>, Golub et al.<sup>[15]</sup> and by Leite et al.<sup>[16]</sup>. In the present study we noted similar findings in those patients who have a low serum albumin level lesser than 3.5 g/dl and they have a higher rate of complications in the form of lower respiratory tract and urinary tract infections when compared with patients having normal albumin levels. Vikrant M. Bhagvat et al.<sup>[17]</sup> evaluated the relationship between the BMI levels and the morbidity observed 40% patients who had complications had mean BMI value of 21.44 kg/m<sup>2</sup> respectively and 60% patients who had no complications had a mean BMI value 20.30 kg/m<sup>2</sup> p < 0.05. Kanakeswar Bhuyan et al.<sup>[18]</sup> observed that in 45.5% of hypoalbuminemia cases had complications as compared to 5.5% with normal albumin levels. Skin and soft tissue infections were observed in 36% cases with albumin less than 3.2g/dl and 15% cases with albumin >3.2g/dl, Chest infections (25% versus 6%) and Mortality (18% versus 3%).

In the present study there was significant difference in the complications in the post-operative period between the two groups. Respiratory Infection was noted in 9 cases (10.97%) of those patients with low albumin levels. UTI was seen higher in those with low albumin i.e thirteen cases and one case of UTI with normal albumin. (92.85 % in the low albumin and 7.1% in the high p<0.0001). We noted similar findings in those patients who have an abnormal BMI have a higher rate of complications in the form of SSI and respiratory tract infections.

Limitations of our study included a smaller sample size that cannot be extrapolated to regional and national level trends. A long term follow up was not performed and the effect of correcting albumin & BMI levels prior to surgery was not estimated.

**CONCLUSION:**

- 1) Low albumin and abnormal BMI are associated with higher duration of stay in ICU and ward in patients undergoing major abdominal surgeries.
- 2) Low albumin and abnormal BMI are associated with higher risk of complications in post-operative period in patients undergoing major abdominal surgeries.
- 3) Low albumin and abnormal BMI are to be considered as reliable factors for predicting post operative morbidity in patients undergoing major abdominal surgeries.

**Funding:** Self-funded

**Acknowledgements:** None

**Conflict of interest:** None

**REFERENCES:**

- 1) Demling RH. Nutrition, anabolism, and the wound healing process: an overview. *Eplasty*. 2009;9:18.
- 2) John MacFie; Nutrition and Fluid Therapy. Bailey and Love, Short Practice of Surgery 25<sup>th</sup>: 223-225.

- 3) O'Keefe SJ, Sender PM, James WP. " Catabolic" loss of body nitrogen in response to surgery. *The Lancet*. 1974 Nov 2;304(7888):1035-1038.
- 4) Wray CJ, Mammen JM, Hasselgren PO. Catabolic response to stress and potential benefits of nutrition support. *Nutrition*. 2002 Nov 1;18(11-12):971-917.
- 5) Burnham WR. Nutritional support of patients with gastrointestinal disease. *British Journal of Clinical Pharmacology*. 1982 Sep;14(3):315.
- 6) Haydock DA, Hill GL. Impaired wound healing in surgical patients with varying degrees of malnutrition. *Journal of Parenteral and Enteral Nutrition*. 1986 Nov;10(6):550-554.
- 7) Norman K, Pichard C, Lochs H, Pirlich M. Prognostic impact of disease-related malnutrition. *Clinical nutrition*. 2008 Feb 1;27(1):5-15.
- 8) Badac V, Jan, Stephen F. Lowry Systemic response to injury and metabolic support; 9th edition, Shwartz Principles of Surgery. 10 (1):36-42.
- 9) Stotts NA. Nutritional assessment and support. *Acute and Chronic Wounds-E-Book*. 2015 Dec 7:408.
- 10) Cheng HQ. Preoperative evaluation and perioperative management. *Current Medical Diagnosis and Treatment* 2010;53-54.
- 11) Engelman DT, Adams DH, Byrne JG, Aranki SF, Collins Jr JJ, Couper GS, Allred EN, Cohn LH, Rizzo RJ. Impact of body mass index and albumin on morbidity and mortality after cardiac surgery. *The Journal of thoracic and cardiovascular surgery*. 1999 Nov 1;118(5):866-873.
- 12) Rapp-Kesek D, Stähle E, Karlsson T. Body mass index and albumin in the preoperative evaluation of cardiac surgery patients. *Clinical nutrition*. 2004 Dec 1;23(6):1398-1404.
- 13) Sungurtekin H, Sungurtekin U, Balci C, Zencir M, Erdem E. The influence of nutritional status on complications after major intraabdominal surgery. *Journal of the American College of Nutrition*. 2004 Jun 1;23(3):227-332.
- 14) Mullen JT, Davenport DL, Hutter MM, Hosokawa PW, Henderson WG, Khuri SF, Moorman DW. Impact of body mass index on perioperative outcomes in patients undergoing major intra-abdominal cancer surgery. *Annals of surgical oncology*. 2008 Aug 1;15(8):2164.
- 15) Gibbs J, Cull W, Henderson W, Daley J, Hur K, Khuri SF. Preoperative serum albumin level as a predictor of operative mortality and morbidity. *Arch Surg* 1999;134:36-42
- 16) Leite HP, da Silva AV, de Oliveira Iglesias SB, Nogueira PC. Serum albumin is an independent predictor of clinical outcomes in critically ill children. *Pediatric Critical Care Medicine*. 2016 Feb 1;17(2):e50-57.
- 17) Bhagvat VM, Ghetla S, Shetty T, Upwanshi M. Role of serum albumin and body mass index as predictors of post-operative morbidity and mortality in elective major abdominal surgeries. *International Surgery Journal*. 2016 Dec 13;4(1):91-96.
- 18) Bhuyan K, Das S. Preoperative serum albumin level as independent predictor of surgical outcome in acute abdomen. *International Surgery Journal*. 2016 Dec 13;3(1):277-279.