



ORIGINAL RESEARCH PAPER

Oncology

REVIEW OF CANCER PATIENTS DATA FROM EASTERN UTTAR PRADESH REGION INDIA ,A MEDICAL COLLEGE BASED TEN YEAR RETROSPECTIVE ANALYSIS .

KEY WORDS: Incidence, Retrospective Analysis, Hospital Load

Major Dr M.Q. Baig

Associate professor & Head Radiation oncology BRD Medical College,

Mamun khan*

Lecturer, Department of Radiation oncology , BRD Medical College, Gorakhpur. *Corresponding Author

Shilpa Mall

Associate professor Department of Pathology BRD Medical college Gorakhpur,

Kanchan Srivastava

Associate professor Department of Pathology BRD Medical college Gorakhpur.

ABSTRACT

A retrospective analysis of all cancer patients attending radiation oncology Outpatient department (OPD) of a single unit from year 2009 up to 18th June 2018 was conducted to find geographical distribution and incidence of most common cancers and hospital load .

MATERIALS AND METHODS

A total number of patients registered in the department of radiation oncology of Brd Medical college from 2009 to 2018, All patients yearly wise data from 2009 to 2018 till 18th June were studied and analysed retrospectively from the OPD record as well as from day care treatment record . All the patients were assessed as per available records on detailed history, complete clinical examination and investigations which included hematological (complete blood count), biochemical (renal and liver function tests), and radiological investigations (x-rays, ultrasound, CT scan and MRI according to the need for staging and patients' affordability) performed before actual treatment start, during treatment and subsequently during follow up. Most of the patients presented with histopathology report. Rest were either referred for histopathological diagnosis or done in the department itself. Some were referred for review of pathological diagnosis to the Department of Pathology.

Patients included for the present study; were subjected to analysis regarding their geographical distribution like various districts under Gorakhpur that is eastern Uttar Pradesh region ,we also tried to find and analyzed common site of disease, stage and status

of presentation, compliance to treatment and follow up. There was no prefixed protocol regarding treatment of the patients as they came either as fresh cases (no prior treatment received) or had been referred to us after receiving primary treatment elsewhere. Treatment policy was decided on the basis of first presentation at the time of registration. Usual policy was radical radiotherapy, chemo-radiotherapy, palliative radiotherapy and pre-op radiotherapy. Based on site, stage and; status of presentation; patients were treated either with chemo-radiotherapy or radiotherapy alone. Radiotherapy was delivered using appropriate portals; radiotherapy planning. Treatment was delivered by Co-60 Teletherapy unit.

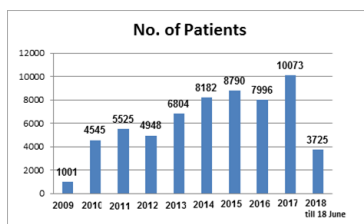
Patients were kept on follow up [calculated from the date of first follow-up (4 weeks after treatment completion) to loss of follow-up] on monthly basis for first 3 months, 3 monthly for the next 1-2 years followed by 6 monthly intervals. During follow-up, complaints of patients were noted, assessed clinically, investigated and treated accordingly. The data was recorded on pre-designed Performa managed on Excel spreadsheets and entries were checked for errors. Data thus obtained was subjected to analysis.

No. of Cancer Patients Reported from various districts of Gorakhpur (U.P.) Region

Distt. / Year	Total No. Of Patients	Gorakhpur	Kushi Nagar	Maharajganj	Sant Kabir Nagar	Siddarth Nagar	Deoria	Basti	Bihar	Azamgarh	Mau	other Dist.*
2009	984	310	118	124	74	55	84	34	107	13	45	20
2010	4515	1856	655	640	220	160	336	180	312	12	58	86
2011	5495	2350	764	825	285	190	410	220	280	10	66	95
2012	4924	1662	758	875	265	178	466	230	307	18	55	110
2013	6778	2976	945	965	280	265	674	260	238	15	70	90
2014	8154	3864	980	1140	385	270	760	285	280	20	65	105
2015	8747	4025	1091	1311	429	302	846	210	301	24	80	129
2016	6620	3,513	633	884	269	235	542	146	227	11	62	98
2017	9983	4,054	1,487	1,250	447	419	1018	361	382	113	113	339
2018	3876	1,385	593	573	181	162	389	148	168	27	35	34

*Other district includes nearby region of Nepal and Biha

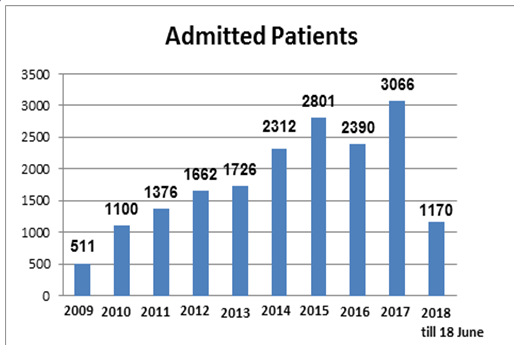
Cancer Patients Data from Radiation Oncology Deptt. of BRD Medical College, Gorakhpur Eastern U.P. region for last 10 years



Total No. of Cancer Patients Admitted in the Deptt. of Radiation Oncology

Year wise	No. of Admitted patients
2009	511
2010	1100
2011	1376
2012	1662
2013	1726
2014	2312
2015	2801
2016	2390
2017	3066
2018	1170 till 18 th June 2018

Cancer Patients Data from Radiation Oncology Deptt. of BRD Medical College, Gorakhpur Eastern U.P. region for last 10 years



Results

Out of a total registration of -57865 old and new both patients as per OPD register in the Radiation Oncology department during the period of Jan 2009-18th June 2018, ALL the patients registered under a single unit were included in this study.

Number of patients during last 10 year may appears high due to no separate follow up OPD with new cancer patients registration.

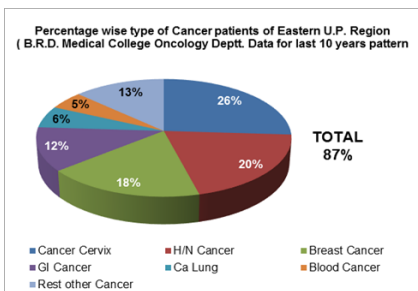
Cancer patient's data categorize first in district wise region in nearby Gorakhpur commissionaires following district were included like Deoria, Kushinagar, Maharajgang Siddarth nagar Saint kabeer nagar , Mau, Basti, Azamgarh. So total eight districts were covered.

Percentage wise Type of Cancer patients in Eastern U.P. Region

(BRD MC, Radiation Oncology Deptt. DATA for last 10 years Pattern

- Cancer Cervix -----26%
- H/N Cancer -----20%
- Breast cancer -----18%
- GI Cancer -----12%
- (Ca GB, Ca Colon, Ca Rectum, Ca Stomach, Ca Anal Canal.)
- Ca Lung -----6%
- Blood Cancer -----5%
- (CML, AML, CLL, ALL)
- Rest other Cancer -----13%

87%

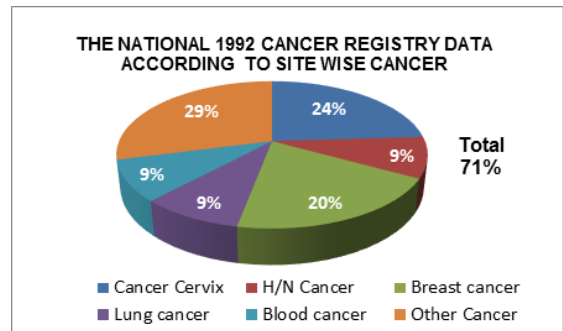


Conclusions

The outcome of this study will significantly help us to define region specific strategies needed for cancer management in eastern utter Pradesh region.

THE NATIONAL CANCER REGISTRY DATA ACCORDING TO SITE WISE CANCER—

- 1-Cancer Cervix-----24%
 - 2-H/N Cancer-----9%
 - 3-Breast cancer-----20%
 - 4-Lung cancer-----9%
 - 5-Blood cancer-----9%
 - 6-Other Cancer -----29%
- Total 71%**



Data study of eastern utter Pradesh region is closer to national data in all kind of cancers site wise but H/N cancer found 9% as national data figure but strikingly easter utter Pradesh region brd medical college study found almost double figure 20% cases,

In utter Pradesh buccal mucosa and alveolus cancer exceed all types of oral cavity cancers , the use of smokeless tobacco panparag , zarda etc is on rise in utter Pradesh region as well as malnutrition poor socioeconomic status , poor oral hygiene etc additional factors causing rise oral cancer in eastern utter Pradesh region .

References

1. Ansari M, Mehdi G, Arif SH, Ansari H, Khan T (2012). Smear patterns and spectrum of premalignant and malignant cervical epithelial lesions in postmenopausal Indian women: a hospital-based study. *Diagn Cytopathol*, 40, 976-83.
2. Das BP (2005). Cancer pattern in haryana: twenty-one years experience (a retrospective analysis of 15968 patients). *Health Administrator*, 1052, 29-49.
3. Hussain MA, Pati S, Swain S, et al (2012). Pattern and trends of cancer in Odisha, India: a retrospective study. *Asian Pac J Cancer Prev*, 13, 6333-6.
4. Jemal A, Bray F, Center MM, et al (2011). Global cancer statistics. *CA Cancer J Clin*, 61, 69-90.
5. Manoharan N, Tyagi BB, Raina V (2010). Cancer incidences in rural Delhi, 2004-2005. *Asian Pac J Cancer Prev*, 11, 73-7.
6. Mehrotra R, Pandya S, Singha M, Srivastava D, Singh M (2008). Spectrum of malignancies in Allahabad, North India: a hospital-based study. *Asian Pac J Cancer Prev*, 9, 525-8.
7. Mohanti BK, Nachiappan P, Pandey RM, et al (2007). Analysis of 2167 head and neck cancer patients' management, treatment compliance and outcomes from a regional cancer centre, Delhi, India. *J Laryngol Otol*, 121, 49-56.
8. Paul M, George PS, Mathew A (2012). Patient and disease related factors associated with lost-to follow-up/drop-outs of cervical cancer patients: a study at a major cancer hospital in South India. *Asian Pac J Cancer Prev*, 11, 1529-34.
9. Sarkar M, Konar H, Raut D (2013). Clinico-pathological features of gynecological malignancies in a tertiary care hospital in Eastern India: importance of strengthening primary health care in prevention and early detection. *Asian Pac J Cancer Prev*, 14, 3541-7.
10. Siddiqui MS, Chandra R, Aziz A, Suman S (2012). Epidemiology and histopathological spectrum of head and neck cancers in bihar, a state of Eastern India. *Asian Pac J Cancer Prev*, 13, 3949-53.
11. Siegel R, Naishadham D, Jemal A (2013). *Cancer Statistics, 2013*. *Ca Cancer J Clin*, 63, 11-3.
12. Swaminathan R, Selvakumaran R, Esmay PO, et al (2009). Cancer pattern and survival in a rural district in South India. *Cancer Epidemiol*, 33, 325-31.
13. Takiar R, Nadayil D, Nandakumar A (2010). Projections of number of cancer cases in India (2010-2020) by cancer groups. *Asian Pac J Cancer Prev*, 11, 1045-9.
14. Takiar R, Vijay CR (2011). An alternative approach to study the changes in the cancer pattern of women in India (1988-2005). *Asian Pac J Cancer Prev*, 11, 1253-6.
15. Verma Y, Pradhan PK, Gurung N, et al (2012). Population-based cancer incidence in Sikkim, India report on ethnic variation *Br J Cancer*, 106, 962-5.